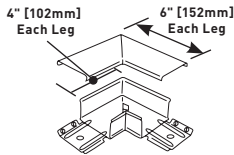


3000 SERIES® RACEWAY

3000 Series Raceway Ordering Information (continued)

V3011E, G3011E Flat Elbow Fitting



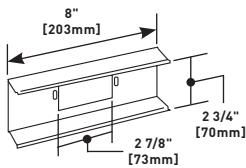
Right angle turns on the same surface.

IWE-P, GWE-P Touch-Up Paint Pen



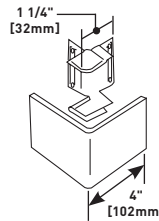
Used for touching up small areas. Contains 0.3 oz. of paint. Available in ivory (IWE-P) and gray (GWE-P).

V3014C, G3014C Wall Box Connector



Connects 3000 Series Raceway from flushed-in wall box.

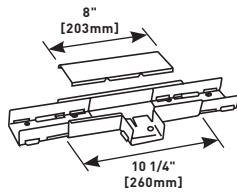
V3018AE, G3018AE External Corner Coupling



Right angle turns around external corners.

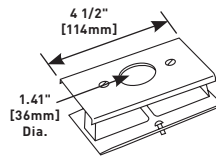
Use with G3017TCE to offset around columns etc. (minimum 4" [102mm] offset).

V3015E, G3015E Tee Fitting



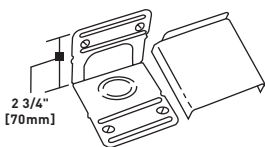
For branching raceway at right angles. Three couplings included.

V3027AE, G3027AE Single Receptacle Cover



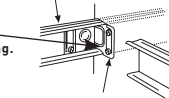
Installs commercially available straight blade and locking single receptacles with face diameters of 1.38"-1.40" [35mm-36mm] into 3000 Series Raceway. G3007C Device Bracket included.

V3017TCE, G3017TCE Internal Corner Coupling

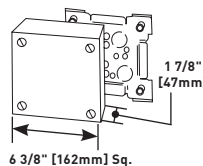


For surfaces at right angles, or for use as a straight-through fitting. Solid leg of base has concentric 1/2" and 3/4" trade size KOs.

G3017TCE used as a straight-through fitting.

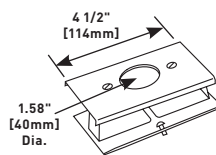


V3028, G3028 Utility Box



Used as a tee, cross, junction box, or for branch circuit extensions in 3000 Series Raceway. Cover has raceway twistouts on all sides. Base has five 1/2" trade size KOs and four fixture mounting holes.

V3033JE, G3033JE Single Receptacle Cover



Installs commercially available straight blade and locking single receptacles with face diameters of 1.56"-1.57" (approximately [40mm]) into 3000 Series Raceway. G3007C Device Bracket included.

	#6 AWG	#8 AWG	#10 AWG	#12 AWG	#14 AWG
THHN, THWN	13	18	24	55	75

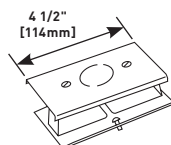
IWE-S, GWE-S Spray Paint



Used for touching up large areas. Contains 12 oz. of paint. Available in ivory (IWE-S) and gray (GWE-S).

NOTE: Can only be shipped via ground transportation

V3036HE, G3036HE Blank Cover



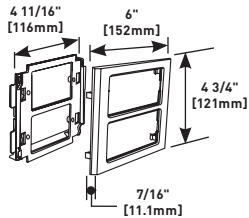
Use as a blank cover or tap off KO in center of plate for 1/2" trade size conduit. G3007C Device Bracket included.

NOTE: Parts identified with this symbol are Certified to Canadian Safety Standards for sale in Canada. When ordering these products, change the "V" color prefix to "CV" or the "G" color prefix to "CG" to denote the Canadian versions.

4000[®] SERIES RACEWAY

4000 Series Raceway Ordering Information (continued)

V4050, G4050 Device Mounting Bracket



High impact plastic mounting bracket and trim plate. Overlaps raceway cover for a seamless transition with cover fittings. Accepts 5507 Faceplates, as well as, Wiremold Open System communication modules, Ortronics[®] TracJack and Series II inserts, and Pass & Seymour[®] Activate Series inserts.

For faceplate options, see 5507 Series[™] Faceplates.

IWE-P, GWE-P Touch-Up Paint Pen



Used for touching up small areas. Contains 0.3 oz. of paint. Available in ivory (IWE-P) and gray (GWE-P).

IWE-S, GWE-S Spray Paint

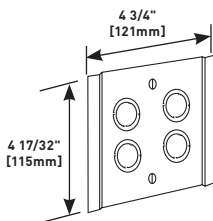


Used for touching up large areas. Contains 12 oz. of paint. Available in ivory (IWE-S) and gray (GWE-S).

NOTE: Can only be shipped via ground transportation.

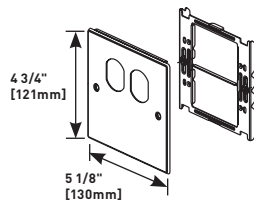
4047 Series Faceplates Ordering Information

V4046H-2, G4046H-2 Tap-Off Fitting



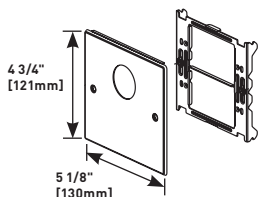
Four concentric 1/2" and 3/4" trade size KOs.

V4047BX, G4047BX Two-Gang Cover One Duplex Receptacle



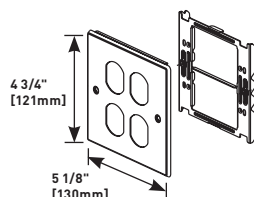
Accepts 15A or 20A duplex receptacles and 106 style frames when used for communications outlets.

V4047AX, G4047AX Two-Gang Cover Single Round Opening



Accepts straight blade and locking single receptacles with face diameters of 1.38" to 1.39" [35mm to 36mm].

V4047BB, G4047BB Two-Gang Cover Two Duplex Receptacles



Accepts 15A or 20A duplex receptacles and 106 style frames.

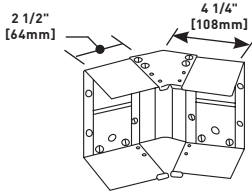
NOTE: Parts identified with this symbol are Certified to Canadian Safety Standards for sale in Canada. When ordering these products, change the "V" color prefix to "CV" or the "G" color prefix to "CG" to denote the Canadian versions.

NOTE: All 4047 Series Faceplates provide 1/4" [6.4mm] of overlap on each side of plate.

6000[®] SERIES RACEWAY

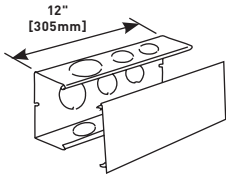
6000 Series Raceway Ordering Information (continued)

V6012TX, G6012TX Internal or External Elbow



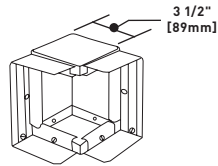
For making internal or external 45° turns in a run of 6000 Series Raceway. Can also be assembled as an inverted 45° elbow.

V6014A, G6014A Connector Fitting



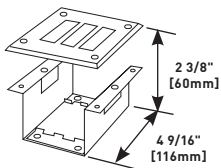
Has 1 1/4", 1 1/2" and 2" trade size KOs in back and on each side.

V6017TX, G6017TX Combination Internal/External Elbow



For use as internal or external elbow, straight-through fitting, tee, or cross (one G6001TX required for tee or straight through fitting; two for cross; not included).

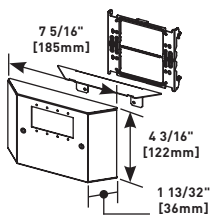
V6046KD, G6046KD Circuit Breaker Housing



KOs in cover can be removed for installation of three single-pole breakers. For use with the following breakers rated 100A maximum.

MANUFACTURER	SERIES
General Electric	THQC, THHQC
Westinghouse	Quicklag, C, QCH

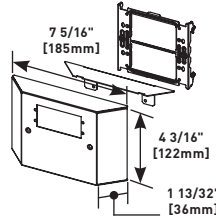
V4047UX, G4047UX Bump-Up Device Plate



Accepts four Extron[®] Electronics MAAP single space modules.

NOTE: Parts identified with this symbol are Certified to Canadian Safety Standards for sale in Canada. When ordering these products, change the "V" color prefix to "CV" or the "G" color prefix to "CG" to denote the Canadian versions.

V4047VX, G4047VX Bump-Up Extron[®] AAP Device Plate



Accepts two Extron[®] Electronics AAP single space modules.

IWE-S, GWE-S Spray Paint



Used for touching up large areas. Contains 12 oz. of paint. Available in ivory (IWE-S) and gray (GWE-S).

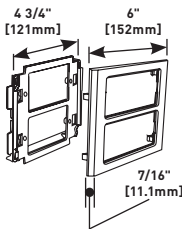
NOTE: Can only be shipped via ground transportation.

IWE-P, GWE-P Touch-Up Paint Pen



Used for touching up small areas. Contains 0.3 oz. of paint. Available in ivory (IWE-P) and gray (GWE-P).

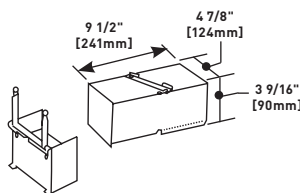
V4050, G4050 Device Mounting Bracket



High impact plastic mounting bracket and trim plate. Trim plate overlaps raceway cover providing a seamless transition between cover fittings. Utilizes 5507 Faceplates, as well as Wiremold Open System communication modules, Ortronics[®] TracJack and Series II inserts, and Pass & Seymour[®] Activate Series inserts. For faceplate options, see 5507 Series Faceplates.

NOTE: When ordering to use with 6000 Series Raceway in Canada specify CV6050 (ivory) or CG6050 (gray) as the grounding bracket provided is larger than the one provided when using with 4000 Series Raceway. CM-EPLA End Plates are required when using Wiremold CM2 communication modules and Pass & Seymour[®] Activate inserts. S2-EPL End Plates are required when using Ortronics[®] Series II inserts. To mount TracJack modules, use 55074TJ or 55076TJ Faceplates.

V6074, G6074 Take-Off Connector (6000-6000)



For 90° tee connection at any point along a run of 6000 Series Raceway.

