


3000® SERIES RACEWAY



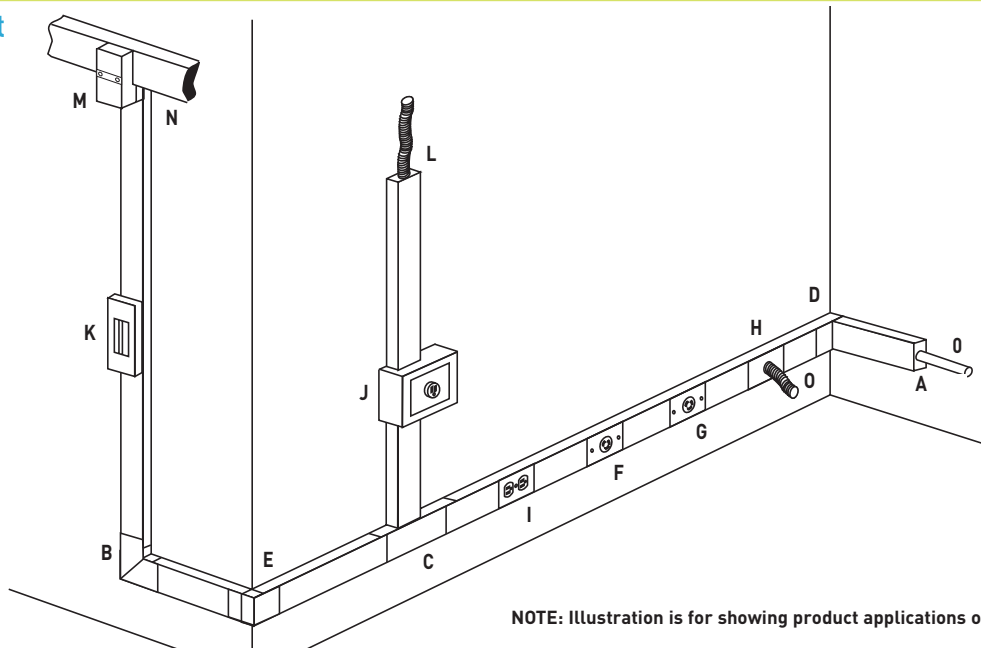
Single-Channel Raceway. Easy-to-install and ideal for basic power or communication/low voltage installations. Well-suited for labs, hospitals, or anywhere that requires the capacity of a medium size raceway.

CODE REFERENCE

cULus Listed Raceway:
File E4376 Guide RJBT.

Fittings:
File E41751 Guide RJPR.
Meets Article 386 of NEC.
Meets Section 12-1600 of CEC.

System Layout



NOTE: Illustration is for showing product applications only.

KEY

- | | | | |
|-------------------------------------|---|--|---|
| A. 3010B Blank End Fitting | F. 3027AE Single Receptacle Cover | J. 3044-2 Extra Deep Switch & Receptacle Box | M. 4074A Take Off Connector – 4000 to 3000 Series Raceway |
| B. 3011E 90° Flat Elbow | G. 3033JE Single Receptacle Cover | K. 3046KD Circuit Breaker Housing | N. 4000 Series Raceway |
| C. 3015E Tee Fitting | H. 3036HE Blank Cover | L. 3082 Conduit Connector | O. CONDUIT 1/2" [12.7mm] Flexible Metal Conduit |
| D. 3017TCE Internal Corner Coupling | I. 3043GE Duplex Grounding Receptacle & Cover | | |
| E. 3018AE External Corner Coupling | | | |

COLOR OPTIONS



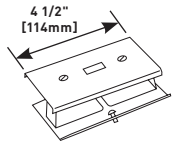
3000® Series Raceway Part Numbers with a "V" prefix have an ivory finish. Part Numbers with a "G" prefix have a gray finish.

Custom color options are also available. Consult the factory for more information.

3000 SERIES® RACEWAY

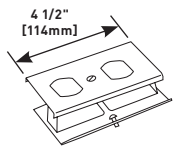
3000 Series Raceway Ordering Information (continued)

V3040CE, G3040CE Switch Cover



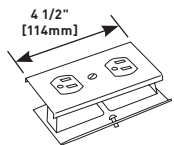
Installs commercially available single-pole, two-pole, three-way or four-way switches into 3000 Series Raceway. G3007C Device Bracket included.

V3043BE, G3043BE Duplex Receptacle Cover



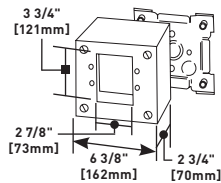
Installs commercially available 15A and 20A duplex receptacles or 106 style data frame into 3000 Series Raceway. G3007C Device Bracket included.

V3043GE, G3043GE Duplex Grounding Receptacle Cover



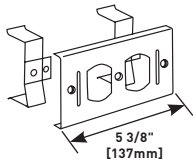
Installs commercially available 15A-125V (NEMA-15R) grounding receptacles into 3000 Series Raceway. Grounding receptacle included.

V3044-2, G3044-2 Extra Deep Switch & Receptacle Box



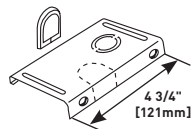
Two-gang. For standard 30A, 50A, and 60A receptacles. Four sides of cover have one set of combination twistouts for 3000 Series Raceway. Hole cut in cover: 3 3/4" x 2 7/8" [95mm x 73mm]. Base has five 1/2" trade size KOs.

V3046BE, G3046BE Duplex Receptacle Cover



Installs commercially available 15A and 20A duplex receptacles or 106 style data frame into 3000 Series Raceway.

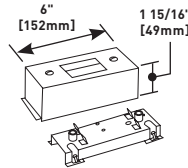
V3046H-2, G3046H-2 Tap-Off Fitting



For feeding out of the bottom of raceway. Has concentric 1/2" and 3/4" trade size KOs and twistout for communication cables. Grommet furnished for telephone KO.

NOTE: Parts identified with this symbol are Certified to Canadian Safety Standards for sale in Canada. When ordering these products, change the "V" color prefix to "CV" or the "G" color prefix to "CG" to denote the Canadian versions.

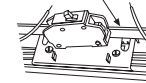
V3046KD, G3046KD Circuit Breaker Housing



Cover used as is with single-pole breaker. KO is removed for two-pole. For two-pole circuit breakers where the toggle is center located, web is snipped or cut out.



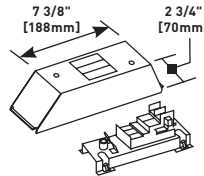
Two-pole circuit breaker being mounted on base of G3046KD.



Single-pole circuit breaker being mounted on base of G3046KD.

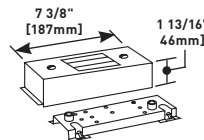
For use with the following breakers rated 50A maximum. General Electric: THQC, THQC Westinghouse: Quicktag C, QCH.

V3046KTSQ, G3046KTSQ Circuit Breaker Housing



Mounts Square D™ Quik-Gard QOB bolt-on circuit breakers into 3000 Series Raceway. Rated up to 50A maximum capacity. Includes Square D QON3B Compact Base for single- to three-pole circuit breakers. For GFI breakers, use Square D QOB-GFI Series.

V3046QOU, G3046QOU Circuit Breaker Housing

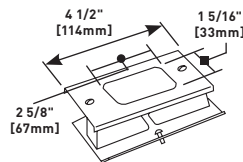


Mounts Square D Type QOU one-, two-, or three-pole breakers, rated up to 50A maximum capacity, into 3000 Series Raceway.

Wire capacity of 3000 Series Raceway with G3046KD, KTSQ, QOU circuit breaker housings.

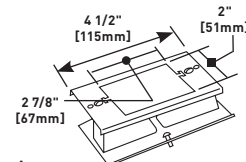
	#6 AWG	#8 AWG	#10 AWG	#12 AWG	#14 AWG
THHN, THWN	6	8	10	18	26

V3048R, G3048R Rectangular Decorator Receptacle Cover



Installs commercially available 15A and 20A rectangular receptacles into 3000 Series Raceway. G3007C Device Bracket included.

V3051LE, G3051LE Extension Cover



Accepts shallow-type 30A and 50A devices and flush plates. Also Fustat devices SRU, SSU, SRW, SOU and SOW, or equivalent. Deeper devices can be accommodated with a combination of G3051LE and any of the V5700 Series single-gang, open base boxes. G3007C Device Bracket included.

WIREMOLD

legrand®

3000 Series Steel Raceway

Two-Piece Steel Surface Raceway


Available Factory Prewired



The 3000 Series Steel Raceway provides wiring capacities for small to medium size installations. Power or data/communication devices can be wired into the raceway for a flush appearance satisfying both aesthetic and functional requirements. The 3000 Series Steel Raceway is ideally suited for wiring applications in frequently changing environments such as labs, hospitals and other industrial applications.



3000 Series Raceway shown utilizing data inserts and electrical devices.

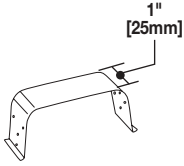

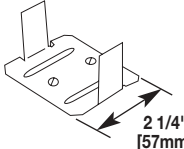

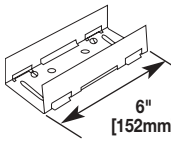

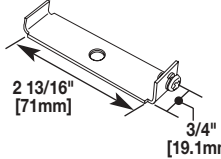
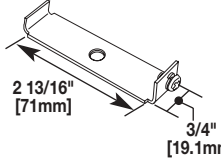
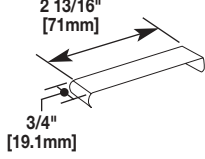
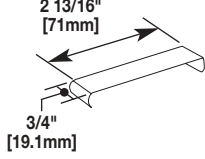

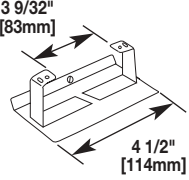
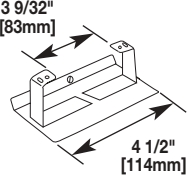



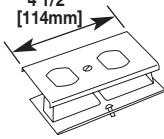



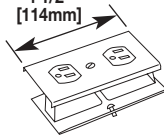



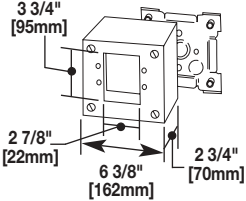
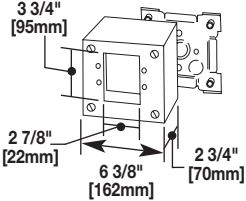


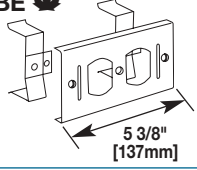

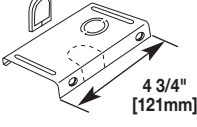

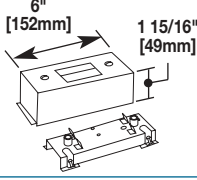
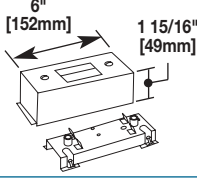
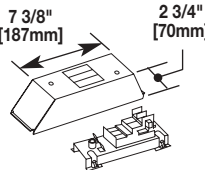
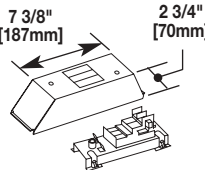


3000 Series Single Channel Raceway has an overlapping cover allowing easy installation and future changes.

Features & Benefits

- **Entrance knockouts spaced at regular intervals along length of base.** Allows power wiring or communications cables to be brought in at a convenient point.
- **Mounts easily on walls, modular furniture, under raised floors, or over ceiling.** Speeds installation; provides flexibility to bring wiring to points of use.
- **Removable cover.** Provides access to wiring.
- **Accommodates a variety of receptacles, three-pole circuit breaker housings, and other protective devices.** Provides flexibility for sophisticated wiring systems.
- **Gray baked enamel and ivory ScuffCoat™ finish.** Durable ivory ScuffCoat finish makes a scratch resistant surface.
- **Base and cover cutters.** Manually operated cutters are lightweight and portable. Cutters offer labor savings for any size job and maintain a factory clean and square cut.
- **Complete line of fittings.** Provides a complete wiring solution and allows for interconnection between raceway systems.
- **Available prewired.** Manufactured to specified job site lengths, raceway comes electrically prewired, ready to install. Jobs can be packaged by room, area, floor, or building and shipped per your job site requirements.
- **Electrical device identification for prewired raceway.** See page six for labeling options. Eliminates guesswork or time-consuming circuit tracing and speeds additions and renovations.
- **UL Listed and CSA Certified raceway.** Listed by Underwriters Laboratories Inc. Raceway file number E4376 Guide (RJBT)/ Fittings file number E41751 Guide (RJPR) CSA Certified LR350.
- **UL Listed factory wired sections.** Listed by Underwriters Laboratories Inc. Factory wired sections file number E68073 Guide (PVGTT)/ Fittings file number E41751 Guide (RJPR).
- **UL5 and ADA compliant.** Raceway and fittings meet UL5 specifications and can be installed in conformance with ADA requirements.
- **Datacom connectivity options.** Accepts industry standard and proprietary devices from a wide range of manufacturers to provide a seamless and aesthetically pleasing interface for voice, data, audio, and video applications at the point of use.

3000 Raceway Fittings

Catalog No./Item	Description/Specifications
G3000WC 	Wire Clip (Plated) – For holding conductors in place. <div style="margin-top: 10px;">  </div>
G3001 	Coupling (Galvanized Steel Unpainted) – For joining lengths of 3000 Series Raceway. <div style="margin-top: 10px;">  </div>
G3001A 	Rigid Inside Coupling (Galvanized Steel Unpainted) – For joining lengths of 3000 Series Raceway when added rigidity is required, i.e. raceway suspended overhead. <div style="margin-top: 10px;">  </div>
G3003 	Supporting Clip – For supporting lengths of 3000 Series Raceway at any point. Mount with #8 flat head fastener. Has set screw for locking to raceway. <div style="margin-top: 10px;">  </div>
G3006E/V3006E 	Cover Clip – For covering uneven cut joint of 3000 Series Raceway Cover. <div style="margin-top: 10px;">  </div>
G3007C  	Device Bracket – For mounting standard single-gang devices (with 3.3" [83.82mm] mounting straps), Activate Connectivity inserts and faceplates. Can be used with commercially available flush plate (not furnished). <div style="margin-top: 10px;">  </div>
<p> Add C prefix to denote Canadian version – CSA Certified.</p> <p>** These covers are designed for installations which may be subjected to unusual mechanical strain or vibration.</p>	
G3043BE  V3043BE  	Duplex Receptacle Cover – For installing commercially available 15A and 20A duplex receptacles. G3007C Device Bracket included. <ul style="list-style-type: none"> • Accepts 106 Frame. <div style="margin-top: 10px;">  </div> <div style="text-align: right; margin-top: 10px;"> <div style="background-color: #ccc; padding: 2px; margin-bottom: 2px;">ORT</div> <div style="background-color: #ccc; padding: 2px; margin-bottom: 2px;">P&S</div> <div style="background-color: #0056b3; color: white; padding: 2px;">OPEN</div> </div>
G3043GE  V3043GE  	Duplex Grounding Receptacle and Cover – Same as 3043BE except with 15A/125V (NEMA 5-15R) grounding receptacle furnished. G3007C Device Bracket included. <div style="margin-top: 10px;">  </div>
G3044-2  V3044-2  	Extra Deep Switch and Receptacle Box – Two-gang. For standard 30, 50, and 60A receptacles. Two sides of cover have one set of combination twistouts for 3000 and 2100 Series Raceway: two sides have two sets. Rectangular hole-cut in cover: 3 3/4" x 2 7/8" [95mm x 73mm]. Base has 1" and 1 1/2" trade size concentric KOs. <div style="margin-top: 10px;">  </div>
G3046BE  V3046BE  	Duplex Receptacle Cover – For installing commercially available 15A and 20A duplex receptacles.** <ul style="list-style-type: none"> • Accepts 106 Frame. <div style="margin-top: 10px;">  </div> <div style="text-align: right; margin-top: 10px;"> <div style="background-color: #ccc; padding: 2px; margin-bottom: 2px;">ORT</div> <div style="background-color: #ccc; padding: 2px; margin-bottom: 2px;">P&S</div> <div style="background-color: #0056b3; color: white; padding: 2px;">OPEN</div> </div>
G3046H-2 V3046H-2 	Tap-Off Fitting – Has concentric 1/2" and 3/4" trade size KOs and twistout for telephone cables. Grommet furnished for telephone KO. <div style="margin-top: 10px;">  </div>
V3046KD G3046KD 	Circuit Breaker Housing – For covering single pole breaker. Remove KO for two-pole. <div style="margin-top: 10px;">  </div>
G3046KTSQ/ V3046KTSQ 	Circuit Breaker Housing – For mounting Square D Quik-Gard QOB bolt-on circuit breakers rated up to 50A maximum. Furnished with Square D QON3B compact base for single to Three-pole circuit breakers. For GFI breakers, use Square D QOB-GFI Series. <div style="margin-top: 10px;">  </div>