

500[®] & 700[®] SERIES RACEWAY



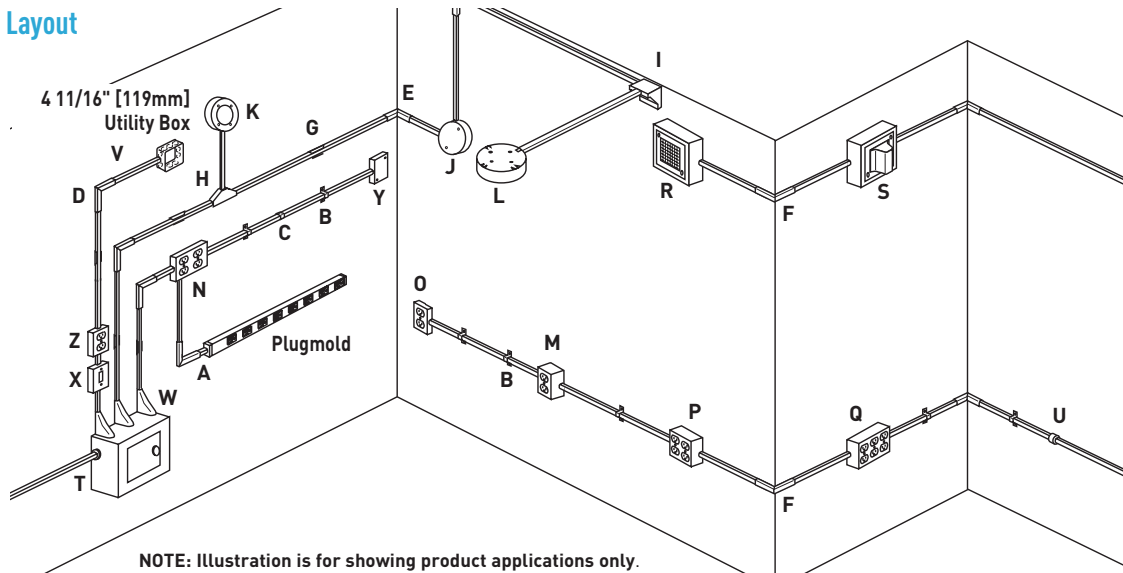
One-piece, single-channel raceway. Easy-to-install and ideal for basic power or communication/low voltage installations. Provides low profile appearance that blends with any decor.

CODE REFERENCE

cULus Listed Raceway:
File E4376 Guide RJBT.

Fittings:
File E41751 Guide RJPR.
Meets Article 386 of NEC.
Meets Section 12-1600 of CEC.

System Layout



KEY

- | | | | |
|---------------------------|---------------------------------------|---|--------------------------------------|
| A. 2089E Reducing Fitting | I. 5719 Corner Box | P. 5748-2 Two-Gang Device Box | V. 5785 Combination Connector |
| B. 504 Mounting Strap | J. 5734A Utility Box | Q. 5748-3 Three-Gang Device Box | W. V5786 Adjustable Offset Connector |
| C. 506 Cover Clip | K. 5738 Fixture Box Solid Base | R. 5752 Alarm Device Box | X. 57240 Single Pole Switch and Box |
| D. 511 Flat Elbow | L. V5739 Fixture Box Solid Base | S. 5753 Extra Deep Alarm Device Box | Y. 57242 Utility Box |
| E. 517 Internal Elbow | M. 5744 Extra Deep Device Box | T. 5781 Box Connector | Z. 57243G Duplex Receptacle and Box |
| F. 518 External Elbow | N. 5747-2 Two-Gang Shallow Device Box | U. 5782 1/2" Trade Size Conduit Connector | |
| G. 5703 Supporting Clip | O. 5748S Shallow Device Box | | |
| H. 5715 Tee | | | |

COLOR OPTIONS



500[®] and 700[®] Series Raceway Part Numbers with a "V" prefix have an ivory finish. Part Numbers with a "WH" suffix have a white finish. Some Device Boxes used in safety applications are also available with a red painted finish.

Custom color options are also available. Consult the factory for more information.

500[®] & 700[®] SERIES RACEWAY

700 Series Wire Fill Capacities For Communications

	CABLE/WIRE SIZE	O.D. (APPROX. DIA.)		40% FILL
		Inches	[mm]	
UNSHIELDED TWISTED PAIR	4-pair, 24 AWG, Cat 3	0.190	[4.8]	3
	4-pair, 24 AWG, Cat 5e	0.210	[5.3]	3
	4-pair, 24 AWG, Cat 6	0.250	[6.3]	2
	4-pair, 24 AWG, Cat 6a*	0.354	[9.0]	1
	25-pair, 24 AWG	0.410	[10.4]	0
COAXIAL	RG6/U	0.270	[6.9]	1
FIBER	ZipCord	0.118 x 0.236	[3 x 6]	3
	Round 4 Strand Fiber	0.187	[4.8]	3
	Round 6 Strand Fiber	0.256	[6.5]	2

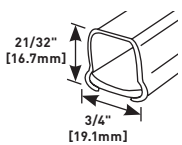
700 Series Wire Fill Capacities for Power

WIRE SIZE	O.D.		NO. OF CONDUCTORS 40% FILL
	Inches	[mm]	
THHN/THWN 14 AWG	0.111	[2.8]	10
12 AWG	0.130	[3.3]	7
10 AWG	0.164	[4.2]	4

NOTE: For additional information, refer to the Technical Section.
* Category 6 augmented (6a) cable for 10 gigabit ethernet – max allowed cable diameter per addenda No. 11 ANSI TIA/EIA 568-B.2.

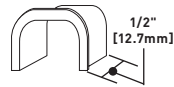
700 Series Raceways Ordering Information

V700, 700WH One-Piece Raceway



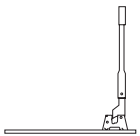
.040" [1.0mm] steel. Ivory finish. Available in 10' [3m] lengths, 100' [31m] per carton. One (1) 5701 Coupling furnished with each length.

702 Bushing



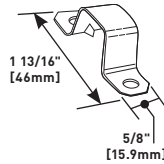
Protects wires from abrasion. Slips into open end of 700 Series Raceway.

607 700 Series Raceway Cutter



Single action portable cutter. Fast and easy square cuts.

V704, 704WH Mounting Strap

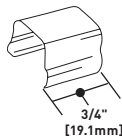


(One- or Two-Hole) Converts to one-hole by breaking off at score. Lanced tab holds strap in place while fastening to surface.

607K Replacement Blades

Case hard steel replacement blades for 607 Raceway Cutter.

V706, 706WH Connection Cover



Covers seam where two lengths of 700 Series Raceway come together.

NOTE: Use #8 flathead screws with all fittings requiring screws except V704. With V704, use #8 panhead screws.