

AL3300™ SERIES RACEWAY



Two-piece, single-channel raceway. Satin anodized finish complements decor in commercial offices, laboratories, and health care facilities.

CODE REFERENCE

cULus Listed Raceway:
File E4376 Guide RJPR.

Fittings:
File E41751 Guide RJPR.

Raceway & Fittings:
Meet Article 386 of NEC.

Multioutlet Assemblies:
Meet Article 380 of NEC.

AL3300 Series Raceway Wire Fill Capacities for Communications

WIRE SIZE THHN/THWN	O.D. Inches [mm]		CAPACITY OF CROSS SECTIONAL AREA					
			WITH DUPLEX DEVICE			WITHOUT DEVICE		
			WITH OFFSET DIVIDER 1.35 in ² [871mm ²]	WITHOUT DIVIDER 4.40 in ² [2839mm ²]	WITH HALF DIVIDER 2.20 in ² [1419mm ²]	WITH OFFSET DIVIDER 1.35 in ² [871mm ²]	WITHOUT DIVIDER 4.40 in ² [2839mm ²]	WITH HALF DIVIDER 2.20 in ² [1419mm ²]
14 AWG	0.111	[2.8]	59	136	39	59	193	96
12 AWG	0.130	[3.3]	40	93	27	40	132	66
10 AWG	0.164	[4.2]	25	58	17	25	83	41
8 AWG	0.216	[5.5]	14	33	9	14	48	24
6 AWG	0.254	[6.5]	10	24	7	10	34	17

COLOR OPTIONS

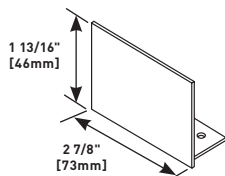


AL3300 Series™ Raceway is available with a satin anodized finish.

AL3300™ SERIES RACEWAY

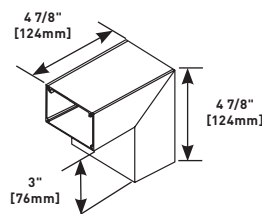
AL3300 Series Raceway Ordering Information (continued)

AL3310B Blank End Fitting



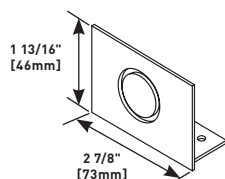
Closes off open end of AL3300 Series Raceway.

AL3318 External Elbow



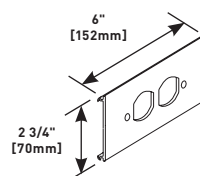
For making external corners. Two AL3301 Couplings included.

AL3310B1 End Fitting



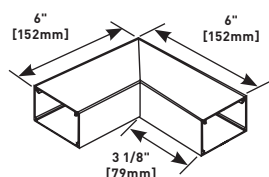
End feeds raceway with 1/2" or 3/4" trade size conduit or armored cable.

AL3346D Duplex Receptacle Cover



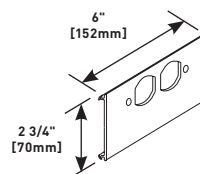
Mounts standard duplex devices to cover. Can also be used with 106 communication frames.

AL3311 90° Flat Elbow



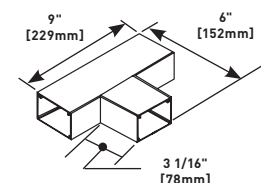
Right angle turns on same surface. Two AL3301 Couplings included.

AL3346D0 Offset Duplex Receptacle Cover Plate (For Divided Raceway)



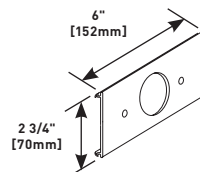
Installs duplex devices in divided aluminum raceway. 6" [152mm] offset divider included. Can also be used with 106 communication frames. Provided with offset divider.

AL3315 Tee



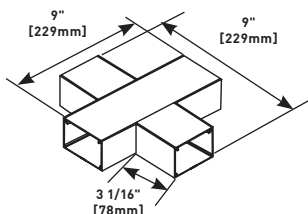
90° tee connection of two runs of AL3300 Series Raceway. Three AL3301 Couplings included.

AL3346E Single Receptacle Cover Plate (1.40" diameter)



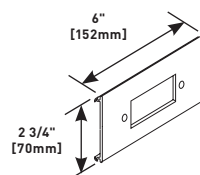
Installs straight blade and locking single receptacles with face diameters of 1.38"-1.39" [35mm-36mm].

AL3316 Cross Fitting



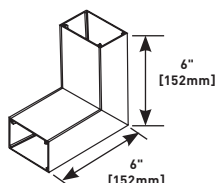
90° cross-through connection of two runs of raceway. Four AL3301 Couplings included.

AL3346G Rectangular Device Cover Plate



Installs rectangular devices including surge receptacles, GFCI, and other rectangular faced single-gang wiring devices. Can also be used with 106 communication frames.

AL3317 Internal Elbow



For making 90° internal corners. Two AL3301 Couplings included.