

UNIDUCT® SERIES RACEWAYS

Single-Channel

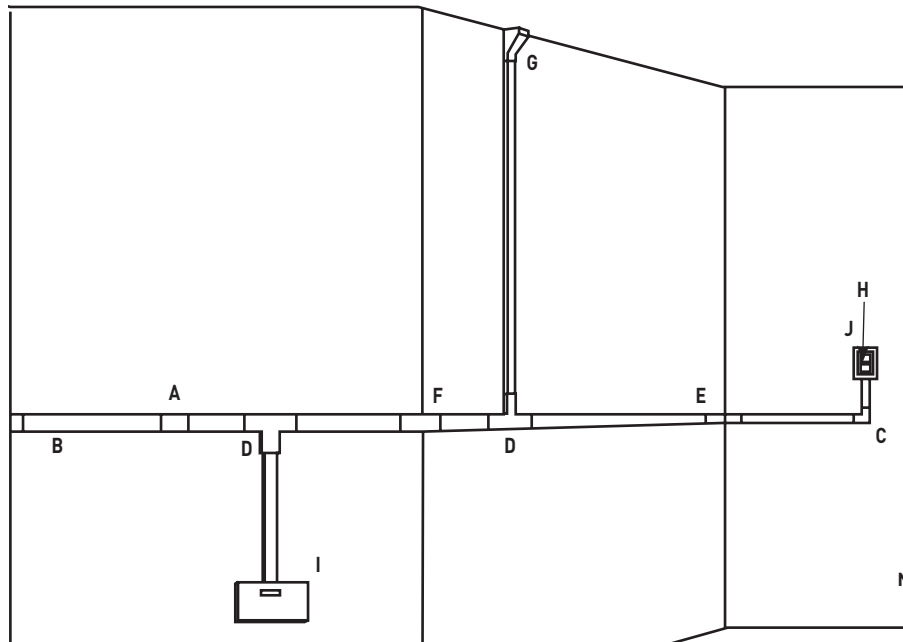


One-piece, latching single-channel raceway available in three profiles. Easy-to-install and ideal for basic communication installations.

CODE REFERENCE

Uniduct Series Raceway is not UL Listed and is only designed for use in protecting electrical cords, low voltage wiring and cabling.

Uniduct 2700, 2800, 2900 Series Raceways System Layout




NOTE: Illustration is for showing product applications only.

KEY

- | | | |
|--|--|---|
| A. 2706, 2806, 2906 Cover Clip | E. 2717, 2817, 2917 Internal Elbow | H. CM2, Series II, TracJack Communication Devices |
| B. 2710B, 2810B, 2910B Blank End Fitting | F. 2718, 2818, 2918 External Elbow | I. CM-MMB-293 Multimedia Box |
| C. 2711, 2811, 2911 Flat Elbow | G. 2786, 2886, 2986 Drop Ceiling Connector | J. NM2048 Device Box |
| D. 2715, 2815, 2915 Tee Fitting | | |

COLOR OPTIONS



Uniduct® Series Raceway Part Numbers with a "-WH" suffix have a white finish. Part Numbers with a "-FW" suffix have a fog white finish. Part Numbers without a suffix have an ivory finish. Uniduct Raceway can also be painted using latex paint.

UNIDUCT® 2700 SERIES RACEWAYS

Ordering Information

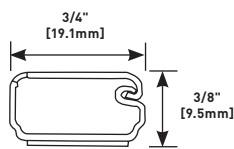
Uniduct® 2700 Series Raceway Wire Fill Capacities for Communications

	CABLE/WIRE SIZE	O.D. (Approx. Dia.)		40% FILL
		Inches	[mm]	
UNSHIELDED TWISTED PAIR	4-pair, 24 AWG, Cat 3	0.190	[4.8]	2
	4-pair, 24 AWG, Cat 5e	0.210	[5.3]	1
	4-pair, 24 AWG, Cat 6	0.250	[6.3]	1
	4-pair, 24 AWG, Cat 6a*	0.354	[9.0]	0
	25-pair, 24 AWG	0.410	[10.4]	0
COAXIAL	RG6/U	0.270	[6.9]	1
FIBER	ZipCord	0.118 x 0.236	[3 x 6]	2
	Round 4 Strand Fiber	0.187	[4.8]	2
	Round 6 Strand Fiber	0.256	[6.5]	1

NOTE: For additional information, refer to the Technical Section.

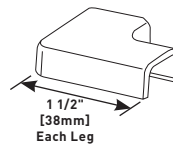
* Category 6 augmented (6a) cable for 10 gigabit ethernet – max allowed cable diameter per addenda No. 11 ANSI TIA/EIA 568-B.2.

2700, 2700L8 One-Piece Latching Raceway Cover



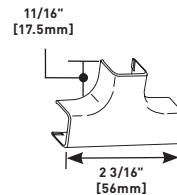
Co-extruded design, smooth plastic 2700L8 finish with adhesive backing. Available in [1.8m] length, packed 120' [36.6m] per carton. 2700L8 available in 8' [2.44m] length, packed 160' [48.8m] per carton. Also available in white (2700-WH, 2700L8-WH).

2700, 2700L8 One-Piece Latching Raceway Cover



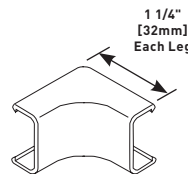
Makes right angle turns in 2700 Series Raceway on same surface. Also available in white (2711-WH).

2715 Tee



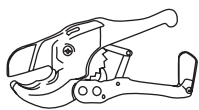
For branching of raceway running at right angles. Also available in white (2715-WH).

2717 Internal Elbow



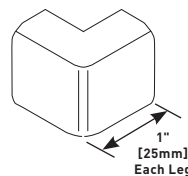
Makes right angle turns around internal corners. Also available in white (2717-WH).

PVC-1 PVC Raceway Cutter



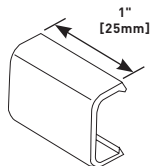
Regular duty cutter. Ideal for use with small nonmetallic raceways.

2718 External Elbow



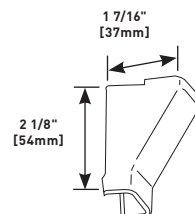
Makes right angle turns around external corners. Also available in white (2718-WH).

2706 Cover Clip



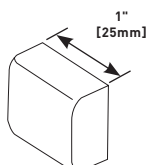
Covers seam where two pieces of 2700 Series Raceway Cover come together. Also available in white (2706-WH).

2786 Drop Ceiling Connector



Conceals cables dropped from ceiling into the 2700 Series Raceway. Also available in white (2786-WH).

2710B Blank End Fitting



Closes off open end of 2700 Series Raceway. Also available in white (2710B-WH).

NOTE: Device Boxes for Uniduct 2700 Series Raceway can be found on pages located at the end of this product section.