


# 2600 SERIES™ OVERFLOOR RACEWAY



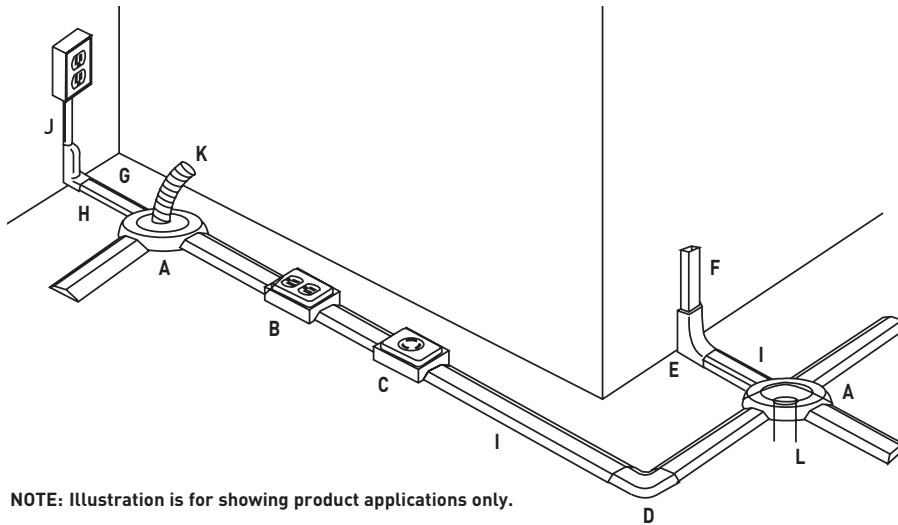
2600 Series™ Raceway UL Code Reference, Color Options, System Layout, Wire Fill Capacity Charts, Ordering Information, Installation Details and Interconnectivity Options.

## CODE REFERENCE

**cULus Listed Underfloor Raceways:**  
File E4376 Guide RJBT.

**Fittings:** File E41751 Guide RJPR.  
Meets Article 386 of NEC.  
Meets Section 12-1600 of CEC.

## 2600 Series Raceway System Layout



**NOTE:** Illustration is for showing product applications only.

## KEY

- |   |   |
|---|---|
| <ul style="list-style-type: none"> <li>A. 2642D Junction Box</li> <li>B. 1543GL Grounding Duplex Receptacle &amp; Cover</li> <li>C. 1546A Single Receptacle Box</li> <li>D. 2611 90° Flat Elbow</li> <li>E. 2686FO Transition Feed Fitting</li> <li>F. 2400 Wiremold 2400 Series Raceway</li> </ul> | <ul style="list-style-type: none"> <li>G. 1500 Wiremold 1500 Series Raceway</li> <li>H. V1517B Adapter Fitting</li> <li>I. 2600 Wiremold 2600 Series Overfloor Steel Raceway</li> <li>J. 500 Wiremold 200, 500 or 700 Series Raceway</li> <li>K. Conduit 1/2" [12.7mm] Flexible Conduit</li> <li>L. Conduit 1/2" or 3/4" Conduit to Underfloor Duct System</li> </ul> |
|---|---|

## COLOR OPTIONS



2600 Series™ Raceway components are available in galvanized steel unless otherwise indicated in the part number description.

# 2600 SERIES™ OVERFLOOR RACEWAY

## Ordering Information

### 2600 Series Raceway Wire Fill Capacities for Communications

	CABLE/WIRE SIZE	O.D. (Approx. dia.)		40% FILL
		Inches	[mm]	
UNSHIELDED TWISTED PAIR	4-pair, 24 AWG, Cat 3	0.190	[4.8]	10
	4-pair, 24 AWG, Cat 5e	0.210	[5.3]	8
	4-pair, 24 AWG, Cat 6	0.250	[6.3]	5
	4-pair, 24 AWG, Cat 6a*	0.354	[9.0]	2
	25-pair, 24 AWG	0.410	[10.4]	2
COAXIAL	RG6/U	0.270	[6.9]	5
FIBER	ZipCord	0.118 x 0.236	[3 x 6]	10
	Round 4 Strand Fiber	0.187	[4.8]	10
	Round 6 Strand Fiber	0.256	[6.5]	5

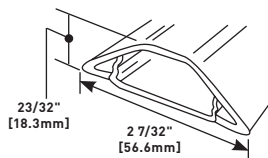
### 2600 Series Raceway Wire Fill Capacities for Power

WIRE SIZE THHN/THWN	O.D. (Approx. dia.)		NO. OF CONDUCTORS 40% FILL
	Inches	[mm]	
14 AWG	0.111	[2.8]	29
12 AWG	0.130	[3.3]	21
10 AWG	0.164	[4.2]	13

**NOTE:** For additional information, refer to the Technical Section.

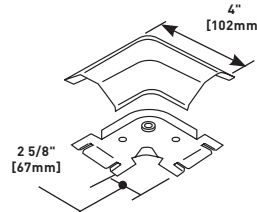
\* Category 6 augmented (6a) cable for 10 gigabit ethernet – max allowed cable diameter per addenda No. 11 ANSI TIA/EIA 568-B.2.

## 2600-10 Raceway Base & Cover



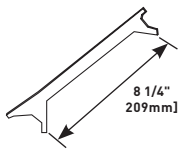
Cover: .050" galvanized steel.  
Base: .040" [1.0mm] galvanized steel. Packed five 10' [3m] lengths per carton. Base has 9/32" [7.1mm] diameter mounting holes on centers of approximately 8" [203mm].

## 2611 90° Flat Elbow



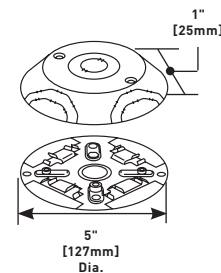
For right angle turns on the same surface.

## 656 Cover Removal Tool



For removing cover of 1500 and 2600 Series Overfloor Raceways.

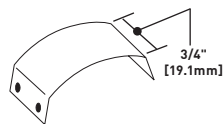
## 2642D Junction Box



May be used with 1500 and/or 2600 Series Raceway as a cross, tee, or elbow. Cover has 1/2" trade size KO. Base has 1/2" and 3/4" concentric KO to enable connection to floor, outlet boxes or under floor duct systems (use Chase nipple – not included). Two 2600WC Wire Clips included.

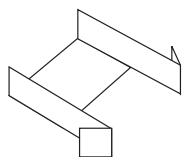
**NOTE:** Box covers are manufactured of UL Listed Noryl plastic, gray textured finish.

## 2600WC Wire Clip



For holding conductors in place.

## 2602 Fiber Bushing

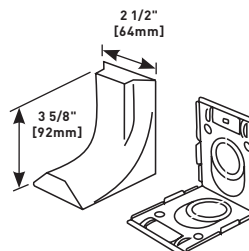


Protects wires from abrasion. Slips into open end of 2600 Series Raceway where it enters a fitting.

**NOTE:** Box covers are manufactured of UL Listed Noryl plastic, gray textured finish.

**NOTE:** Parts identified with this symbol are Certified to Canadian Safety Standards for sale in Canada. When ordering these products, add "C" prefix to part number to denote the Canadian version, i.e. "C1546A".

## 2686FO Transition Feed Fitting



Eliminates offsetting 2400 Series Raceway in connecting with surface panel boxes. Has 3/4" and 1" concentric trade size KOs with 1" trade size KO elongated so adjustment from surface to center of bushing is 1" [25mm] to 1 5/8" [41mm] maximum. Has twistouts for transition to 1500 and 2600 Series Raceway.