


347 V Boxes

Covers and Accessories




Cat. No.	Description
347 V Stainless Steel Wall Plates (for CI1204-HV Boxes)	
CI6851-HV	Single 347 V toggle switch
CI6852-HV	Two 347 V toggle switches
CI6853-HV	Three 347 V toggle switches
CI6854-HV	Four 347 V toggle switches

Note: Device mounting screws included. Lateral spacing 2-1/4" on CI6852-HV / CI6853-HV / CI6854-HV


Cat. No.	Description
347 V Partitions (Steel)	
CIHVP	High voltage partition to be used with 347 V boxes (CI1204 series) when ganged
347 V Device Box Extension	
CISBEX-HV	2 in. x 3 in. 347 V – Maximum adjustable depth – 1-7/8 in. – Complete with mounting screws

347 V Boxes


HV (347 V) vs Regular Box Spacing



Extension Rings



Accessories



Cat. No.	Description
Device Box Extensions	
CISEX	2 in. x 3 in. switch box extension. Maximum adjustable depth is 7/8 in. Complete with mounting screws
CISEX-HV	2 in. x 3 in. switch box extension. High voltage (347 V) for use with CI1204-HV Series. Maximum adjustable depth is 7/8 in. Complete with mounting screws
CIXCUBE	Adds 5.5 cu. in. to any 2-1/2 in. deep gangable device box. Provision for external nailing
Ground Screws	
GS-1-IB	8-32 x 5/16 in. large combination head screw
CI1SCREAR/SCR	Box ear and screw only, one hole model
CI2SCREAR/SCR	Box ear and screw only, two hole model



Cat. No.	Dimensions
	W x H (in.)
Cable Protector Plates	
CI66	1-3/8 x 3
CI66-FPP	2-3/8 x 3-1/2
CI66-PPH	1-1/4 x 3
CI66-SS	4-3/8 x 1-7/8
CI66-XL	4-1/4 x 3-3/4
CI66-XL-2	8-1/2 x 3-3/4
CI66-T	4-1/4 x 3/4



In accordance with C.E.C., 2012 Edition, rule 12-516