










4 in. Square Boxes

Conduit Knockouts

							
BC52171-HV-KIT		BC52171-KSSXHVKIT					
							
CI52171-1-SSX-1		CI52171-1		BC52171-K			
<p>"Wraparound" bracket for 2-1/2 in. and 3-5/8 in. steel studs. With integral support bracket. Present for 2 x 1/2 in. drywall thickness.</p>				<p>Concentric knockouts.</p>			
							
CI52171-KSB		BC52171-KSSX		CI52171-KSSX-1		BC53171-K	
<p>Concentric knockouts.</p>		<p>Concentric knockouts. "Wraparound" bracket for 2-1/2 in. and 3-5/8 in. steel studs. With integral support bracket. Present for 1 x 1/2 in. drywall thickness.</p>		<p>Concentric knockouts. "Wraparound" bracket for 2-1/2 in. and 3-5/8 in. steel studs. With integral support bracket. Present for 2 x 1/2 in. drywall thickness.</p>		<p>Concentric knockouts.</p>	



Cat. No.	Volume (Cu. in.)	Features		Knockouts				
		Bracket	Raised Ground Screw	1/2 in. sides	1/2 in. bottom	3/4 in. sides	3/4 in. bottom	1 in. sides
2-1/8 in. Deep								
BC52171-HV-KIT	33.6	-	yes	6	-	2	-	-
BC52171-KSSXHVKIT	33.6	"SSX"	yes	6	-	2	-	-
CI52171-1	30.0	-	yes	-	4	-	2	4
CI52171-1-SSX	21.0	"SSX"	yes	-	4	-	2	2
CI52171-1-SSX-1	21.0	"SSX"	yes	-	4	-	2	2
BC52171-K	30.0	-	yes	10	4	6	2	-
CI52171-KSB	30.0	"SB"	yes	8	4	4	2	-
BC52171-KSSX	30.0	"SSX"	yes	7	4	3	2	-
CI52171-KSSX-1	30.0	"SSX"	yes	7	4	3	2	-
BC53171-K	30.0	-	-	10	-	6	-	-

Steel Stud Boxes

4 in. and 4-11/16 in. Square Boxes and 4 in. Octagonal Boxes



* Heavy-duty adjustable bracket that provides solid support even up to 3-1/2 in. away from steel studs.



Cat. No.	Volume (Cu. in.)	Clamps	Knockouts					Pryouts sides
			1/2 in. sides	1/2 in. bottom	3/4 in. sides	3/4 in. bottom	1 in. sides	
4 in. Square Boxes – 1-1/2 in. Deep								
BC52151-KSSX	21.0	-	7	4	3	2	-	-
BC52151-KSSX-NG*	21.0	-	7	4	3	2	-	-
4 in. Square Boxes – 2-1/8 in. Deep								
BC52171-KSSX	30.0	-	7	4	3	2	-	-
BC52171-KSSX-NG*	30.0	-	7	4	3	2	-	-
CI52171-KSSX-1	30.0	-	7	4	3	2	-	-
CI52171-1-SSX-1	30.0	-	-	4	-	2	2	-
4-11/16 in. Square Boxes – 2-1/8 in. Deep								
CI72171-KSSX	42.0	-	8	4	4	2	-	-
4 in. Octagonal Boxes – 1-1/2 in. Deep								
CI54151-KSSX	15.0	-	2	4	2	2	-	-
BC54151-LSSAX	15.0	Loomex/BX	-	1	-	-	-	4
BC54151-LSSAX-NG*	15.0	Loomex/BX	-	1	-	-	-	4
4 in. Octagonal Boxes – 2-1/8 in. Deep								
CI54171-KSSX	21.0	-	2	4	2	2	-	-
CI54171-KSSX-5/8	21.0	-	2	4	2	2	-	-
4 in. Square – 2-1/8 in. Deep								
BC52171-KSSXHVKIT	33.6	"SSX"	6	-	2	-	-	-

* Heavy-duty adjustable bracket that provides solid support even up to 3-1/2 in. away from steel studs and supplied with raised ground screws.

Cat. No.	Volume (Cu. in.)	Features		Knockouts		
		Brackets	Raised Ground Screw	1/2 in. ends	1/2 in. bottom	1/2 in. sides
4 in. Square Boxes – 1-1/2 in. Deep						
BC1110-SSX	16.5	"SSX"	oui	7	4	3