









## 4 in. Octagonal Boxes

### Conduit Knockouts

				
<b>BCOBEX</b>	<b>BC56111</b>	<b>BC54151-K</b>	<b>CI54151-KSSX</b>	
Octagonal box extension.	Ceiling pan.	Concentric knockouts.	Concentric knockouts. "Wraparound" bracket for 2-1/2 in. and 3-5/8 in. steel studs. With integral support bracket.	
				
<b>BC55151-K</b>	<b>BC54171-K</b>	<b>CI54171-KSSX</b>	<b>CI54171-KSSX-1</b>	<b>CI55171-K</b>
Extension ring with ground screw. Concentric knockouts.	Concentric knockouts.	Concentric knockouts. "Wraparound" bracket for 2-1/2 in. and 3-5/8 in. steel studs. With integral support bracket.	Mounting strap (offset for 2 x 1/2 in. drywall thicknesses).	Extension ring with ground screw. Concentric knockouts.



Cat. No.	Description
<b>1/2 in. Deep — Extensions</b>	
<b>BCOBEX</b>	Extension for octagonal boxes. 1/2 in. non-adjustable depth. Complete with mounting screws (5 cu. in.)

Cat. No.	Volume (Cu. in.)	Features		Knockouts			
		Bracket	Raised Ground Screw	1/2 in. sides	1/2 in. bottom	3/4 in. sides	3/4 in. bottom
<b>1-1/2 in. Deep</b>							
<b>BC56111</b>	5.0	-	yes	-	4	-	-
<b>1-1/2 in. Deep</b>							
<b>BC54151-K</b>	15.0	-	yes	4	4	2	2
<b>CI54151-KSSX</b>	15.0	"SSX"	yes	2	4	2	2
<b>BC55151-K</b>	15.0	-	yes	4	-	2	-
<b>2-1/8 in. Deep</b>							
<b>BC54171-K</b>	21.0	-	yes	4	4	2	2
<b>CI54171-KSSX</b>	21.0	"SSX"	yes	2	4	2	2
<b>CI54171-KSSX-1</b>	21.0	"SSX-1"	yes	2	4	2	2
<b>CI55171-K</b>	21.0	-	yes	4	-	2	-

## Steel Stud Boxes

### 4 in. and 4-11/16 in. Square Boxes and 4 in. Octagonal Boxes



\* Heavy-duty adjustable bracket that provides solid support even up to 3-1/2 in. away from steel studs.



Cat. No.	Volume (Cu. in.)	Clamps	Knockouts					Pryouts sides
			1/2 in. sides	1/2 in. bottom	3/4 in. sides	3/4 in. bottom	1 in. sides	
<b>4 in. Square Boxes – 1-1/2 in. Deep</b>								
BC52151-KSSX	21.0	-	7	4	3	2	-	-
BC52151-KSSX-NG*	21.0	-	7	4	3	2	-	-
<b>4 in. Square Boxes – 2-1/8 in. Deep</b>								
BC52171-KSSX	30.0	-	7	4	3	2	-	-
BC52171-KSSX-NG*	30.0	-	7	4	3	2	-	-
CI52171-KSSX-1	30.0	-	7	4	3	2	-	-
CI52171-1-SSX-1	30.0	-	-	4	-	2	2	-
<b>4-11/16 in. Square Boxes – 2-1/8 in. Deep</b>								
CI72171-KSSX	42.0	-	8	4	4	2	-	-
<b>4 in. Octagonal Boxes – 1-1/2 in. Deep</b>								
CI54151-KSSX	15.0	-	2	4	2	2	-	-
BC54151-LSSAX	15.0	Loomex/BX	-	1	-	-	-	4
BC54151-LSSAX-NG*	15.0	Loomex/BX	-	1	-	-	-	4
<b>4 in. Octagonal Boxes – 2-1/8 in. Deep</b>								
CI54171-KSSX	21.0	-	2	4	2	2	-	-
CI54171-KSSX-5/8	21.0	-	2	4	2	2	-	-
<b>4 in. Square – 2-1/8 in. Deep</b>								
BC52171-KSSXHVKIT	33.6	"SSX"	6	-	2	-	-	-

\* Heavy-duty adjustable bracket that provides solid support even up to 3-1/2 in. away from steel studs and supplied with raised ground screws.

Cat. No.	Volume (Cu. in.)	Features		Knockouts		
		Brackets	Raised Ground Screw	1/2 in. ends	1/2 in. bottom	1/2 in. sides
<b>4 in. Square Boxes – 1-1/2 in. Deep</b>						
BC1110-SSX	16.5	"SSX"	oui	7	4	3