










Device Boxes

Armoured and Nonmetallic Sheathed Cable Clamps


		
CI2104-LSSA1X-1 "Wraparound" bracket for 2-1/2 in. and 3-5/8 in. steel studs. With integral support bracket. Brackets positioned for 2 layers of 1/2 in. drywall.	CI2104-LSSA2X-1 "Wraparound" bracket for 2-1/2 in. and 3-5/8 in. steel studs. With integral support bracket. Brackets positioned for 2 layers of 1/2 in. drywall.	CI2104-LSSX "Wraparound" bracket for 2-1/2 in. and 3-5/8 in. steel studs. With integral support bracket.
		
CI2104-LSS1X-1 "Wraparound" bracket for 2-1/2 in. and 3-5/8 in. steel studs. With integral support bracket. Brackets positioned for 2 layers of 1/2 in. drywall.	CI2104-LSS2X-1 "Wraparound" bracket for 2-1/2 in. and 3-5/8 in. steel studs. With integral support bracket. Brackets positioned for 2 layers of 1/2 in. drywall.	CI-2104-LSS-2X "Wraparound" bracket for 2-1/2 in. and 3-5/8 in. steel studs. With integral support bracket.
		
CI2104-LSS3X-1 "Wraparound" brackets for 2-1/2 in. and 3-5/8 in. steel studs. With integral support bracket. Brackets positioned for 2 layers of 1/2 in. drywall.	CI-2104-LSS-3X "Wraparound" brackets for 2-1/2 in. and 3-5/8 in. steel studs. With integral support bracket.	BC1504-LLE Holding prongs and prepositioned depth tabs on one side.



Cat. No.	Width (in.)	Volume (Cu. in.)	Features		Pryouts ends
			Ears	Bracket	
2-1/2 in. Deep — Non-Gangable — 3 in. High					
CI2104-LSSA1X-1	2	12.5	-	"SSX"	4
CI2104-LSSA2X-1	3-3/4	25.0	-	"SSX"	8
CI2104-LSSX	2	12.5	-	"SSX"	4
CI2104-LSS1X-1	2	12.5	-	"SSX"	4
CI2104-LSS2X-1	3-3/4	25.0	-	"SSX"	8
CI-2104-LSS-2X	3-3/4	25.0	-	"SSX"	8
CI2104-LSS3X-1	5-1/2	37.5	-	"SSX"	12
CI-2104-LSS-3X	5-1/2	37.5	-	"SSX"	12
CI2104-LSS-4X	7-3/8	50.0	-	"SSX"	16
2-1/2 in. Deep — Non-Gangable — 3 in. High					
BC1504-LLE	2-1/4	15.0	-	P. Tabs	4

Steel Stud Boxes

Device Boxes



* Heavy-duty adjustable bracket that provides solid support even up to 3-1/2 in. away from steel studs.



Cat. No.	Volume (Cu. in.)	Features	Knockouts			Pryouts ends
		Clamps	1/2 in. ends	1/2 in. bottom	3/4 in. ends	
Device Boxes — 2-1/2 in. Deep — Gangable — 3 in. x 2 in.						
CI3104-KSSX	16.0	-	2	2	2	-
CI3104-KSSX-5/8	16.0	-	2	2	2	-
CI3104-KSSX-NG*	16.0	-	2	2	2	-
BC3104-KSS1X-1	16.0	-	2	2	2	-
BC3104-LSSAX	16.0	Loomex/BX	-	-	-	4
BC3104-LSSAX-NG*	16.0	Loomex/BX	-	-	-	4
BC3104-LSSX	16.0	Loomex/BX	-	-	-	4
CI3104-LSS1X-1	16.0	Loomex/BX	-	-	-	4
CI3104-LSSA1X-1	16.0	Loomex/BX	-	-	-	4
CI3104-SSX	16.0	Loomex/BX	2	2	-	-
Device Boxes — 2-1/2 in. Deep — Non-Gangable — 3 in. x 2-1/4 in.						
CI1504-LSSAX	15.0	Loomex/BX	-	-	-	4
Device Boxes — 3 in. Deep — Gangable — 3 in. x 2 in.						
CI3004-LSSAX-1	18.0	Loomex/BX	-	-	-	4
CI3004-LSSX	18.0	Loomex/BX	-	-	-	4
CI3004-LSSX-1	18.0	Loomex/BX	-	-	-	4

* Heavy-duty adjustable bracket that provides solid support even up to 3-1/2 in. away from steel studs and supplied with raised ground screws.

Cat. No.	Description
Support Brackets	
CISSX-6	Support bracket extension for 6 in. metal stud