







## Device Boxes












### Armoured and Nonmetallic Sheathed Cable Clamps

		
<b>BC1100-L</b>	<b>BC1100-LLE</b>	<b>CI1100-LRE</b>
Flush ears.	Less ears.	Recessed ears.
		
<b>CI425-L</b>	<b>BC1102-L</b>	<b>BC1102-LH</b>
"Screwlok" brackets for rework installation. Max. wall thickness: 5/8 in.	Flush ears.	Provision for external nailing.



Cat. No.	Volume (Cu. in.)	Features		Pryouts ends
		Ears	Bracket	
<b>1-1/2 in. Deep — Gangable — 3 in. x 2 in.</b>				
<b>BC1100-L</b>	8.0	flush	-	4
<b>BC1100-LLE</b>	8.0	-	-	4
<b>CI1100-LRE</b>	8.0	recessed	-	4
<b>2 in. Deep — Gangable — 3 in. x 2 in.</b>				
<b>CI425-L</b>	10.0	flush	rework	4
<b>BC1102-L</b>	10.0	flush	-	4
<b>BC1102-LH</b>	10.0	-	-	4

## Rework Boxes

					
<b>CI425</b>	<b>CI425-L</b>	<b>CI525-L</b>	<b>BC775-LD</b>	<b>BC777-LRB</b>	
"Screwlok" brackets for rework installation. Max. wall thickness: 5/8 in.	"Screwlok" brackets for rework installation. Max. wall thickness: 5/8 in.	"Screwlok" brackets for rework installation. Max. wall thickness: 5/8 in.	"Swing-Arm" rework brackets. Max. wall thickness: 3/4 in.	Pivoting ends for rework installation. Non-gangable. Max. wall thickness: 1-1/8 in.	
					
<b>BC1004-LRB</b>	<b>BC1104-LRB</b>	<b>BC1104-LRW</b>	<b>BC2104-LRB</b>	<b>BC2104-LRB-2</b>	<b>BC54151-LD</b>
Flat sides for rework applications.	Flat sides for rework applications.	Rework bracket for closed wall applications. Max. wall thickness: 1 in.	Flat sides for rework applications. 1 gang.	Flat sides for rework applications. 2 gang.	"Swing-Arm" rework brackets. Max. wall thickness: 3/4 in. Maximum load capacity: 12 lb. (5.5 kg)



Cat. No.	Volume (Cu. in.)	Dimensions H x W x D (in.)	Features Clamps	Knockouts		Pryouts		
				ends	bottom	ends	sides	bottom
<b>Device Boxes</b>								
<b>CI425</b>	10.0	3 x 2 x 2	-	2	1	-	-	-
<b>CI425-L</b>	10.0	3 x 2 x 2	Loomex/BX	-	-	4	-	-
<b>CI525-L</b>	12.5	3 x 2 x 2-1/2	Loomex/BX	-	-	4	-	-
<b>BC775-LD</b>	10.0	3 x 2 x 2-1/4	Loomex	-	1	4	-	-
<b>BC777-LRB*</b>	11.0	3 x 2 x 2-1/4	Loomex	-	1	4	-	-
<b>BC1004-LRB</b>	15.0	3 x 2 x 3	Loomex/BX	-	1	4	-	-
<b>BC1102-LRB</b>	10.0	3 x 2 x 2	Loomex/BX	-	-	4	-	-
<b>BC1104-LRB</b>	12.5	3 x 2 x 2-1/2	Loomex/BX	-	-	4	-	-
<b>BC1104-LRW</b>	12.5	3 x 2 x 2-1/2	Loomex/BX	-	-	4	-	-
<b>BC2104-LRB*</b>	12.5	3 x 2 x 2-1/2	Loomex/BX	-	-	4	-	-
<b>BC2104-LRB-2*</b>	25.0	3 x 4 x 2-1/2	Loomex/BX	-	-	8	-	-
<b>Octagonal Boxes</b>								
<b>BC54151-LD</b>	15.0	4 x 4 x 1-1/2	Loomex/BX	-	1	-	4	4

\* Non-Gangable