

Rigid Conduit

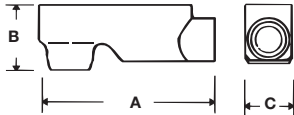
Conduit Fittings and Accessories



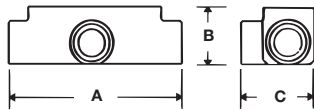
CILBA-1/2 / CILBA-2



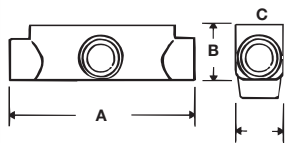
CIELBA-2 1/2 / CIELBA-4



CITA-1/2 / CITA-4



CITBA-1/2 / CITBA-2



Cat. No.	Trade Size (in.)	Dimensions (in.)		
		A	B	C
Rigid Conduit Fittings - "LB" Type (Cast Aluminum)				
CILBA-1/2	1/2	4-5/16	1-1/2	1-3/8
CILBA-3/4	3/4	4-15/16	1-7/8	1-9/16
CILBA-1	1	6-1/16	2-1/16	1-13/16
CILBA-1-1/4	1-1/4	7-7/8	2-15/16	2-1/2
CILBA-1-1/2	1-1/2	7-7/8	3-1/16	2-1/2
CILBA-2	2	10	3-3/4	3-3/16
CIELBA-2 1/2	2-1/2	13-3/8	5-1/4	5-1/8
CIELBA-3	3	13-3/8	5-1/4	5-1/8
CIELBA-3 1/2	3-1/2	16-1/8	6-11/16	5-7/8
CIELBA-4	4	16-1/8	6-11/16	5-7/8
Rigid Conduit Fittings - "T" Type (Cast Aluminum)				
CITA-1/2	1/2	4-7/8	1-3/8	2-1/16
CITA-3/4	3/4	5-9/16	1-3/4	2-1/8
CITA-1	1	6-1/2	2	2-1/2
CITA-1-1/4	1-1/4	8-11/16	2-5/8	3-1/2
CITA-1-1/2	1-1/2	8-11/16	3	3-9/16
CITA-2	2	10-7/8	3-1/4	4-3/16
CITA-2-1/2	2-1/2	12-5/8	6-3/8	5-3/4
CITA-3	3	12-5/8	6-3/8	5-3/4
CITA-3-1/2	3-1/2	14-7/8	7-1/8	6-3/4
CITA-4	4	14-7/8	7-1/8	6-3/4
Rigid Conduit Fittings - "TB" Type (Cast Aluminum)				
CITBA-1/2	1/2	4-3/8	1-3/8	1-3/8
CITBA-3/4	3/4	5-1/8	2-1/8	1-9/16
CITBA-1	1	6	2-1/2	1-13/16
CITBA-1-1/4	1-1/4	8-1/8	3-1/2	2-1/2
CITBA-1-1/2	1-1/2	8-1/8	3-1/2	2-1/2
CITBA-2	2	10-1/4	4-5/16	3-1/8

Gaskets and covers are included with all rigid conduit fittings
 CILBA and CITA-1/2 to CITA-2 are also suitable for use with EMT conduit

CIBC-1/2 / CIBC-2



CIG-1/2 / CIG-2



Cat. No.	Trade Size (in.)
Blank Covers for Aluminum Conduit Fittings (Stamped Aluminum)	
CIBC-1/2	1/2
CIBC-3/4	3/4
CIBC-1	1
CIBC-1-1/4	1-1/4
CIBC-2	2

For 1-1/2, use CIBC-1-1/4
 Screws not included

Cat. No.	Trade Size (in.)
Gaskets for Aluminum Conduit Fittings (Neoprene)	
CIG-1/2	1/2
CIG-3/4	3/4
CIG-1	1
CIG-1-1/4	1-1/4
CIG-2	2

For 1-1/2, use CIBC-1-1/4