

## EMT

### Wet-location fittings



CI5612-IT-WL



CI5706-WL



CI5620-WL

### Specifications

**Material:** Steel body and steel locknut

**Finish:** Electro zinc plated

**Liner (insulated fittings only):** Nylon

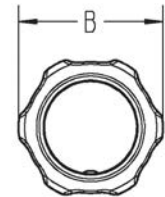
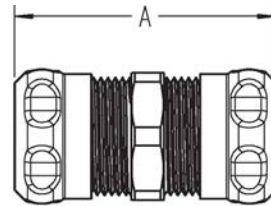
**Threads:** Hub threads (NPS)

**Sealing Gasket:** Neoprene

**Sealing Ring:** Nylon

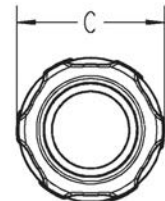
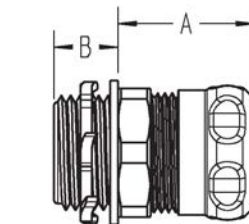
**Use:** Wet locations, concrete-tight

UL Listed Raintight (File E-16592)  
UL514B / CSAC22.2-N°18.3  
NEMA FB-1  
NEMA 3R



### Wet-location EMT compression fittings

Cat. No.	Hub Size (in.)	Dimensions (in.)			Std. Ctn.
		A	B	C	
Non-insulated					
CI5604-WL	½	1.22	0.47	1.14	100
CI5606-WL	¾	1.21	0.48	1.38	50
CI5608-WL	1	1.30	0.50	1.67	25
CI5610-WL	1-¼	1.50	0.60	2.06	25
CI5612-WL	1-½	1.53	0.65	2.27	20
CI5616-WL	2	1.67	0.73	2.77	10
CI5620-WL	2-½	2.77	0.87	3.65	5
CI5624-WL	3	2.75	0.87	4.30	5
CI5632-WL	4	3.12	0.92	5.23	5
Insulated					
CI5604-IT-WL	½	1.22	0.54	1.14	100
CI5606-IT-WL	¾	1.21	0.55	1.38	50
CI5608-IT-WL	1	1.30	0.57	1.67	25
CI5610-IT-WL	1-¼	1.50	0.69	2.06	25
CI5612-IT-WL	1-½	1.53	0.74	2.27	20
CI5616-IT-WL	2	1.67	0.82	2.77	10
CI5620-IT-WL	2-½	2.77	0.99	3.65	5
CI5624-IT-WL	3	2.75	0.99	4.30	5
CI5632-IT-WL	4	3.12	1.04	5.23	5



### Wet-location EMT compression couplings

Cat. No.	Hub Size (in.)	Dimensions (in.)			Std. Ctn.
		A	B	C	
CI5704-WL	½	1.94	1.14	–	100
CI5706-WL	¾	2.09	1.38	–	50
CI5708-WL	1	2.31	1.67	–	25
CI5710-WL	1-¼	2.58	2.06	–	25
CI5712-WL	1-½	2.74	2.27	–	20
CI5716-WL	2	2.83	2.77	–	10
CI5720-WL	2-½	4.47	3.65	–	5
CI5724-WL	3	4.70	4.30	–	5
CI5732-WL	4	5.75	5.23	–	5