

Metallic — channel tray Fittings

How to create fitting catalog numbers

1. Select fitting material
2. Select nominal width of fitting
3. Select type of fitting
4. Select degree of angle if required
5. Select radius

Example:

ALTF04SHB4512

- Aluminum
- 4" wide
- Horizontal bend
- 45° degree angle
- 12" radius

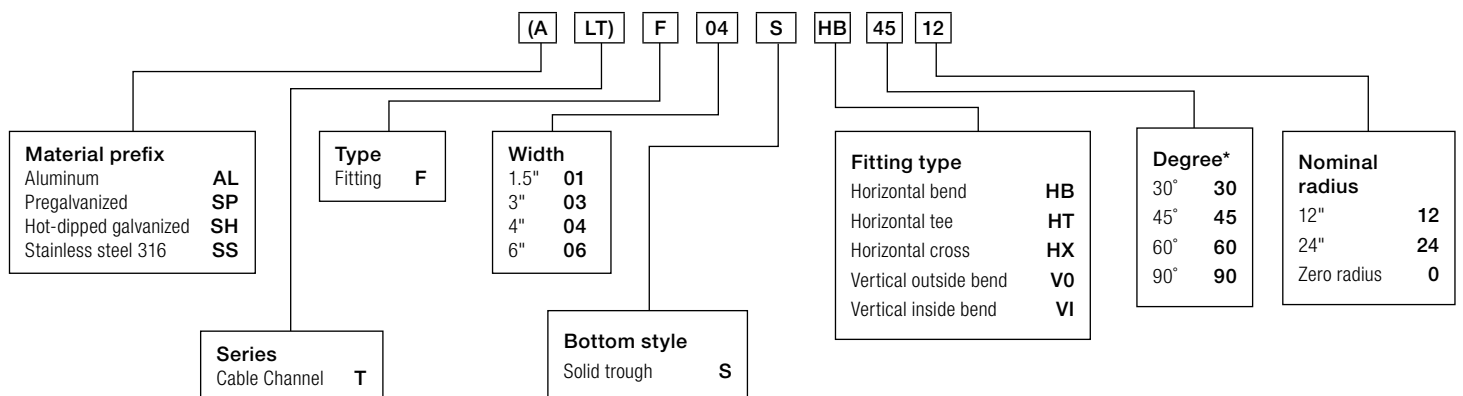


Horizontal cross



90° Horizontal bend

Fittings number selection



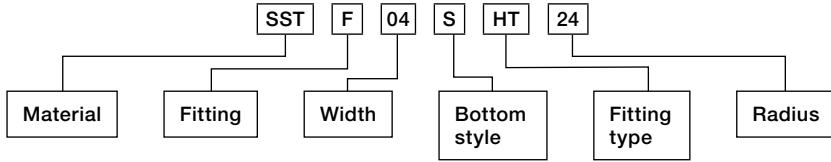
* Required for HB, VI & VO only

Metallic — channel tray

Fittings — horizontal tees

A

Catalog number system



Selection guide

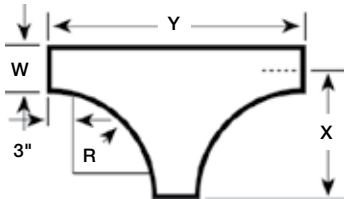
Prefix: ALT (alum.), SPT (pregalv.), SHT (hot-dip galv.), SST (stainless steel)

Inside channel widths: 01=1.5", 03=3", 04=4", 06=6"

Bottom style: S— solid



Horizontal tee



Radius (in.)	Width (in.)	Cat. No.*	Dimensions (in.)	
			X	Y
12	1.5	(Prefix)-F 01-S-HT-12	15 $\frac{3}{4}$	31 $\frac{1}{2}$
	3	(Prefix)-F 03-S-HT-12	16 $\frac{1}{2}$	33
	4	(Prefix)-F 04-S-HT-12	17	34
	6	(Prefix)-F 06-S-HT-12	18	36
24	1.5	(Prefix)-F 01-S-HT-24	27 $\frac{3}{4}$	55 $\frac{1}{2}$
	3	(Prefix)-F 03-S-HT-24	28 $\frac{1}{2}$	57
	4	(Prefix)-F 04-S-HT-24	29	58
	6	(Prefix)-F 06-S-HT-24	30	60

*Specify prefixes ALT, SPT, SHT or SST