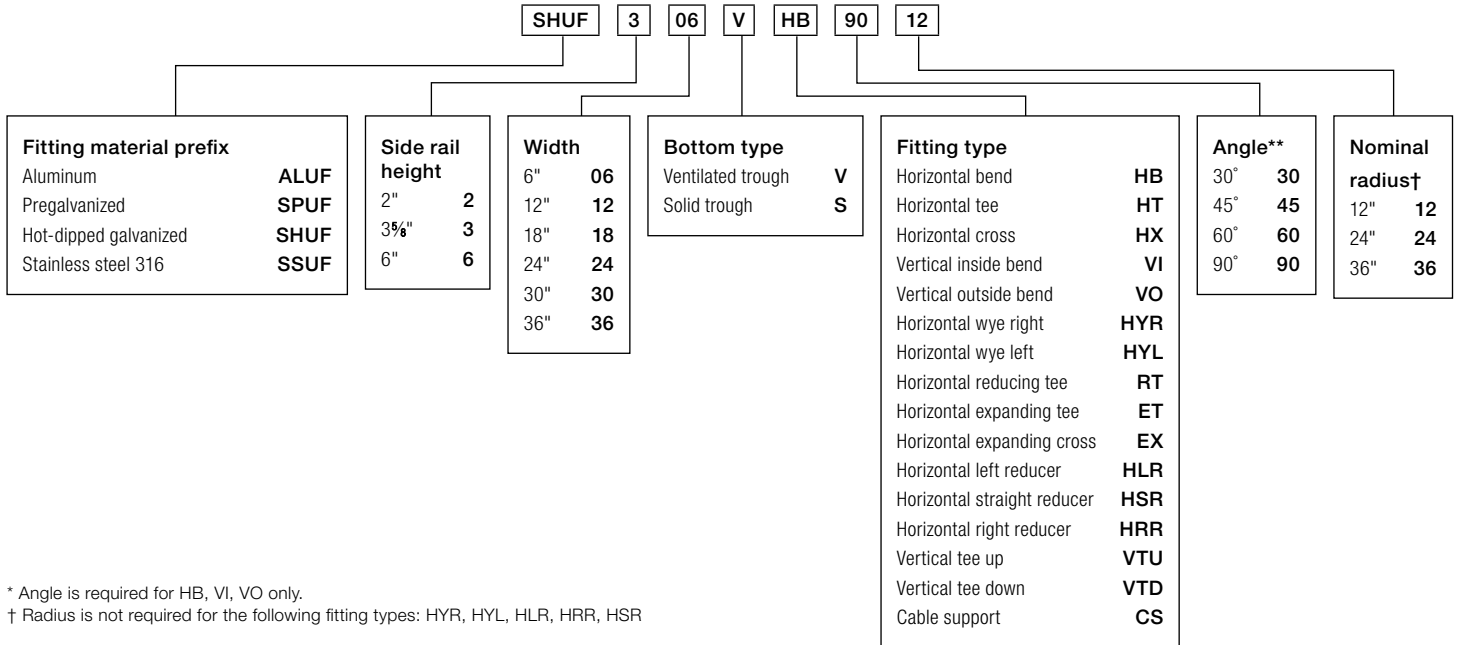


# Metallic — one-piece tray

## Fittings number selection

A

### Fitting number selection



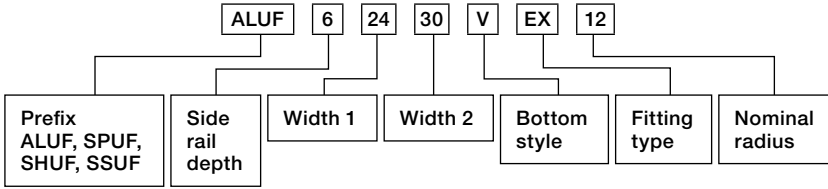
\* Angle is required for HB, VI, VO only.

† Radius is not required for the following fitting types: HYR, HYL, HLR, HRR, HSR

# Metallic – one-piece tray

## Fittings – horizontal expanding crosses

### Catalog number system



### Selection guide

Prefix: ALUF (aluminum), SPUF (pregalv.), SHUF (hot-dip galv.), SSUF (stainless steel)

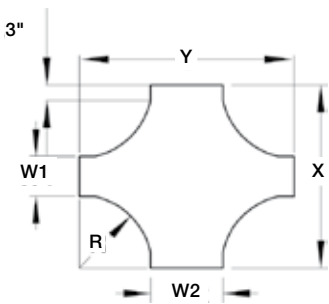
Tray widths W1: 30, 24, 18, 12, 6"

Tray widths W2: 36, 30, 24, 18, 12"

Nominal radius: 12, 24, 36"

Bottom styles: V– ventilated, S– solid

Side rail depth: 2, 3, 6"



### Horizontal expanding cross

Widths (in.)		Cat. No.	(+ 12" Nominal Radius)		(+ 24" Nominal Radius)		(+ 36" Nominal Radius)	
W1	W2		X	Y	X	Y	X	Y
30	36	Prefix(†)-3036-(*)-EX(+)	54	60	78	84	102	108
24	30	Prefix(†)-2430-(*)-EX(+)	48	54	72	78	96	102
	36	Prefix(†)-2436-(*)-EX(+)	48	60	72	84	96	108
18	24	Prefix(†)-1824-(*)-EX(+)	42	48	66	72	90	96
	30	Prefix(†)-1830-(*)-EX(+)	42	54	66	78	90	102
	36	Prefix(†)-1836-(*)-EX(+)	42	60	66	84	90	108
12	18	Prefix(†)-1218-(*)-EX(+)	36	42	60	66	84	90
	24	Prefix(†)-1224-(*)-EX(+)	36	48	60	72	84	96
	30	Prefix(†)-1230-(*)-EX(+)	36	54	60	78	84	102
	36	Prefix(†)-1236-(*)-EX(+)	36	60	60	84	84	108
06	12	Prefix(†)-0612-(*)-EX(+)	30	36	54	60	78	84
	18	Prefix(†)-0618-(*)-EX(+)	30	42	54	66	78	90
	24	Prefix(†)-0624-(*)-EX(+)	30	48	54	72	78	96
	30	Prefix(†)-0630-(*)-EX(+)	30	54	54	78	78	102
	36	Prefix(†)-0636-(*)-EX(+)	30	60	54	84	78	108

(†) Insert side rail depth. (\*) Insert bottom style (+) Insert radius (12" - 36") to complete Cat. No. Includes three pairs of splice plates with hardware.