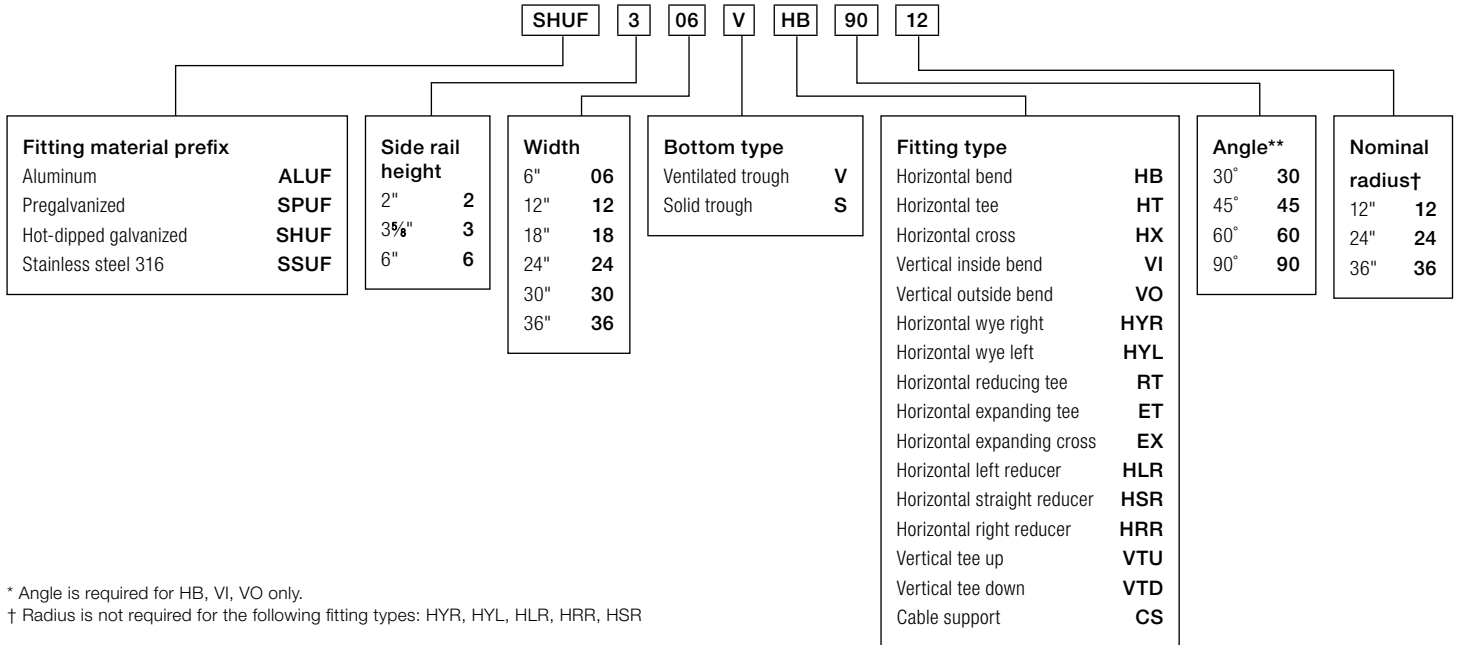


Metallic — one-piece tray

Fittings number selection

A

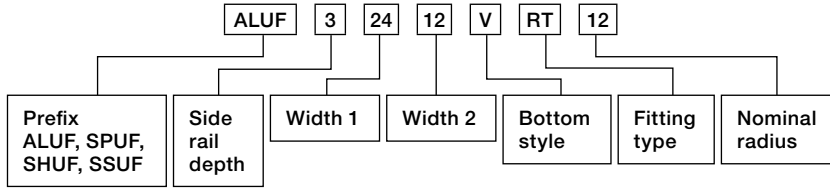
Fitting number selection



Metallic – one-piece tray

Fittings – horizontal reducing tees

Catalog number system



Selection guide

Prefix: ALUF (aluminum), SPUF (pregalv.), SHUF (hot-dip galv.),

SSUF (stainless steel)

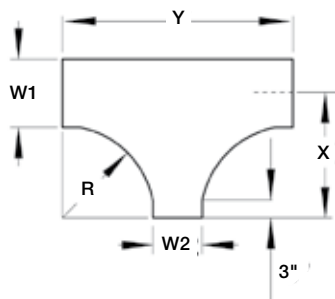
Tray widths W1: 36, 30, 24, 18, 12"

Tray widths W2: 30, 24, 18, 12, 6"

Nominal radius: 12, 24, 36"

Bottom styles: V– ventilated, S– solid

Side rail depth: 2, 3, 6"



Horizontal reducing tees

Widths (in.)		Cat. No.	(+ 12" Nominal Radius)		(+ 24" Nominal Radius)		(+ 36" Nominal Radius)	
W1	W2		X	Y	X	Y	X	Y
36	30	Prefix(t)-3630-(*)-RT(+)	30	54	42	78	54	102
	24	Prefix(t)-3624-(*)-RT(+)	30	48	42	72	54	96
	18	Prefix(t)-3618-(*)-RT(+)	30	42	42	66	54	90
	12	Prefix(t)-3612-(*)-RT(+)	30	36	42	60	54	84
	6	Prefix(t)-3606-(*)-RT(+)	30	30	42	54	54	78
30	24	Prefix(t)-3024-(*)-RT(+)	27	48	39	72	51	96
	18	Prefix(t)-3018-(*)-RT(+)	27	42	39	66	51	90
	12	Prefix(t)-3012-(*)-RT(+)	27	36	39	60	51	84
	6	Prefix(t)-3006-(*)-RT(+)	27	30	39	54	51	78
24	18	Prefix(t)-2418-(*)-RT(+)	24	42	36	66	48	90
	12	Prefix(t)-2412-(*)-RT(+)	24	36	36	60	48	84
	6	Prefix(t)-2406-(*)-RT(+)	24	30	36	54	48	78
18	12	Prefix(t)-1812-(*)-RT(+)	21	36	33	60	45	84
	6	Prefix(t)-1806-(*)-RT(+)	21	30	33	54	45	78
12	6	Prefix(t)-1206-(*)-RT(+)	18	30	30	54	42	78

(t) Insert side rail depth. (*) Insert bottom style (+) Insert radius (12" - 36") to complete Cat. No.
Includes two pairs of splice plates with hardware.