

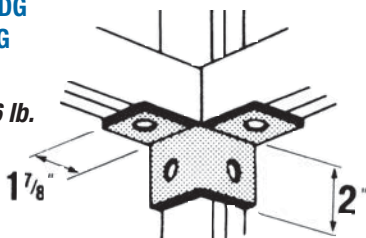
Fittings and Brackets

Wing Fittings

AW204

AW204HDG
AW204EG
AW204

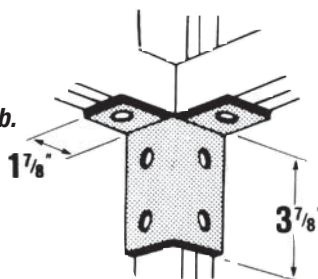
Wt./C 76 lb.



AW214

AW214HDG
AW214EG
AW214

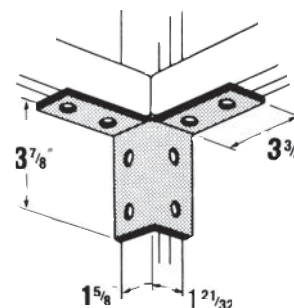
Wt./C 115 lb.



A217

AW217HDG
A217EG
A217

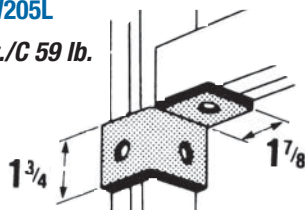
Wt./C 155 lb.



AW205L

AW205LHDG
AW205LEG
AW205L

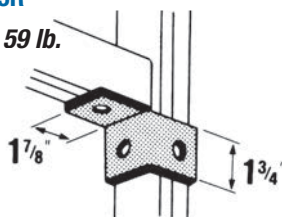
Wt./C 59 lb.



AW205R

AW205REG
AW205R

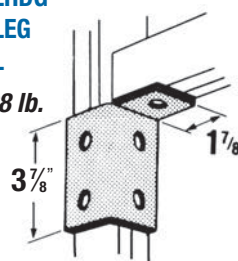
Wt./C 59 lb.



AW215L

AW215LHDG
AW215LEG
AW215L

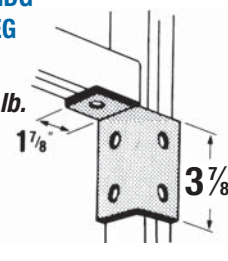
Wt./C 98 lb.



AW215R

AW215RHDG
AW215REG
AW215R

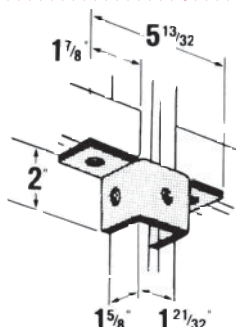
Wt./C 98 lb.



AW220

AW220HDGC
AW220EG
AW220

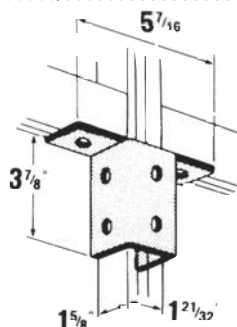
Wt./C 90 lb.



AW224

AW224HDGC
AW224EG
AW224

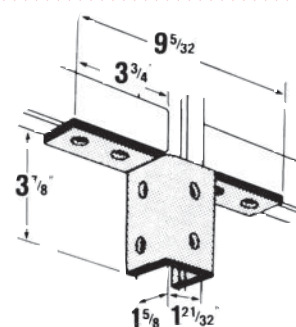
Wt./C 147 lb.



AW219

AW219HDGC
AW219EG
AW219

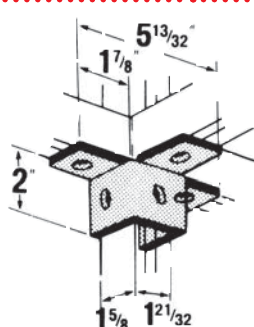
Wt./C 187 lb.



AW226

AW226HDG
AW226

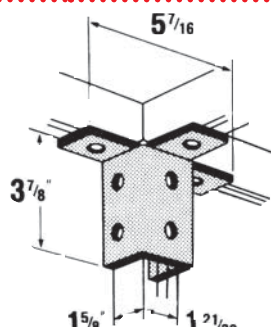
Wt./C 113 lb.



A218

A218HDG
A218EG
A218

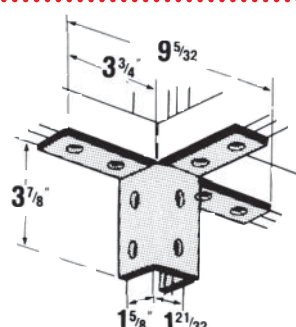
Wt./C 177 lb.



AW228

AW228HDG
AW228EG
AW228

Wt./C 230 lb.



Standard Dimensions	Hole Spacing	→ 13/16 in. From End
	Hole Spacing	→ 1-7/8 in. Centers
	Hole Size	→ 9/16 in. Diam.
	Material	→ 1-5/8 in. Width
	Material	→ 1/4 in. Thick

Materials	HDG(C)	→ Hot-Dipped Galvanized
	EG(C)	→ Electrogalvanized
	(No suffix)	→ GoldGalv®
	SS6(C)	→ Stainless Steel 316