


Fittings and Brackets



Material

Superstrut® fittings and brackets are manufactured from hot rolled carbon steel.

Dimensions

The following standard dimensions apply to all fittings except as indicated on the individual drawings.

Hole spacing 13/16 in. from end of fittings

Hole spacing 1-7/8 in. centers

Hole size 9/16 in. diameter

Material 1-5/8 in. wide


Material 1/4 in. thick

Application Instructions

Parts drawings illustrate a typical use for the fitting, and in many cases other uses for the part are appropriate.

Design Data

Load ratings vary depending fittings and brackets are used with 12, *14 or 16 gauge channel. Ratings are shown for each channel material. (See page A57 for Engineering Data and Specifications).



Nuts and Bolts Required

Unless otherwise noted, nuts and bolts for use with fittings and brackets should be ordered separately.

The standard bolt for the 9/16 in. hole is a 1/2 in. hex head cap screw 1 in. long. The 1 in. length may be used with all Series channel.

Design Load

For more information on design load, see page A57 Engineering Data and Specifications.

Finishes and Special Materials

Standard finishes are Hot Dipped Galvanized (HDGC) and GoldGalv® (no suffix). Fittings are also available in ElectroGalvanized (EG) and Stainless Steel 316 (SS6C). Contact your Regional Sales Office for availability and minimum quantities.

Aluminum channel

For Aluminum channel, we suggest fittings in HDG (C) or SS6 (C).

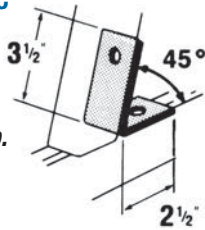
Fittings and Brackets

Angular Fittings

AB225

AB225HDGC
AB225EG
AB225
AB225SS6

Wt./C 58 lb.

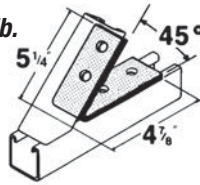


Other angles available.
Contact your Regional Sales Office.

AB226

AB226HDGC
AB226SS6

Wt./C 119 lb.

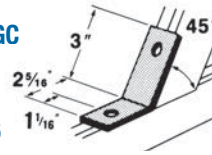


Other angles available.
Contact your Regional Sales Office.

AB227

AB227HDGC
AB227EG
AB227
AB227SS6

Wt./C 58 lb.

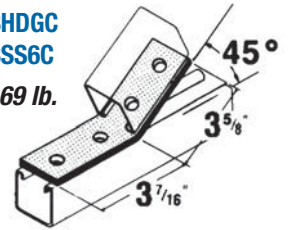


Other angles available.
Contact your Regional Sales Office.

AB228

AB228HDGC
AB228SS6C

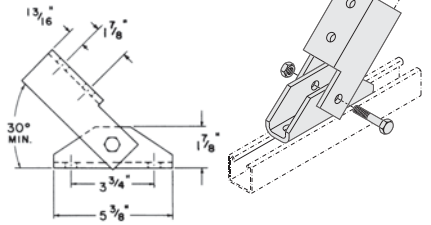
Wt./C 69 lb.



Other angles available.
Contact your Regional Sales Office.

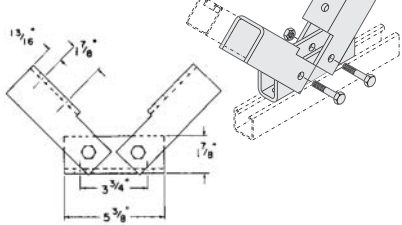
AB231

AB231EG



AB232

AB232EG

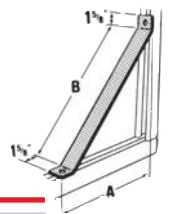


AB239

*Finishes

• HDGC • EG • GoldGalv®

Cat. No.	A (in.)	B (in.)	Wt./C lb.
AB239-1*	7-13/16	8-1/2	148
AB239-2*	13-3/4	17	255
AB239-3*	19-3/4	25-1/2	363

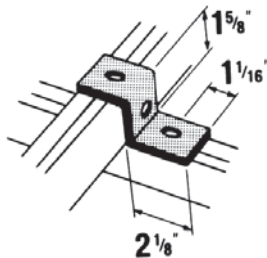


"Z" Shape Fittings

A209

A209HDGC
A209EG
A209
A209SS6

Wt./C 55 lb.

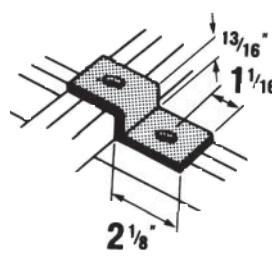


For attaching A and AR Series channel.

B209

B209HDGC
B209EG
B209

Wt./C 43 lb.

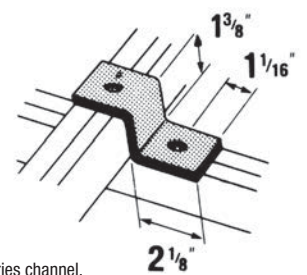


For attaching B and BR Series channel.

C209

C209

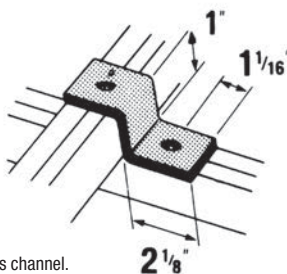
Wt./C 49 lb.



For attaching C Series channel.

D209

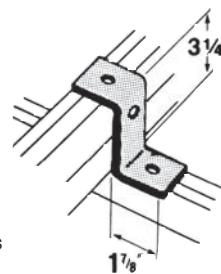
Wt./C 45 lb.



For attaching D Series channel.

CZ209

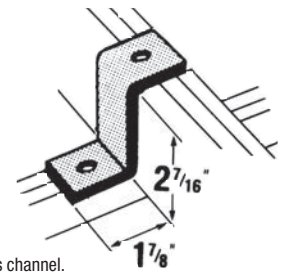
For attaching H Series
and A back to back.



EZ209

EZ209HDGC
EZ209EG
EZ209
EZ209SS6

For attaching E Series channel.



Standard Dimensions	Value
Hole Spacing	→ 13/16 in. From End
Hole Spacing	→ 1-7/8 in. Centers
Hole Size	→ 9/16 in. Diam.
Material	→ 1-5/8 in. Width
Material	→ 1/4 in. Thick

Materials	Value
HDG(C)	→ Hot-Dipped Galvanized
EG(C)	→ Electrogalvanized
(No suffix)	→ GoldGalv®
SS6(C)	→ Stainless Steel 316