












## Device Boxes – Available Models

### Technical Specifications

		Gangable														Non-Gangable						
Depth		1 1/2	2	2	2	2 1/4	2 1/2	2 1/2	2 1/2	2 1/2	2 1/2	2 1/2	3	3	3	2 1/4	2 1/2	2 1/2	2 1/2	2 3/4	2 1/2	
Cu. in.		8.0	10.0	10.0	12.0	10.0	12.5	12.5	14.5	12.5	12.5	16.0	18.0	15.0	18.0	18.0	11.0	12.5	14.5	15.0	18.5	25.0
Series # BC/CI		1100	1102	425	3102	775	525	1104	1304	4104	4304	3104	1804	1004	1018	3004	777	2104	2304	1504	2004	4204
Conduit Knockouts	Basic Model		✓	✓				✓						✓								
	B							✓														
	K							✓														
	KSSX											✓										✓
	KSS1X-1											✓										
	LE							✓														
	SB		✓					✓														
	SSX				✓								✓									
Nonmetallic Sheathed Cable Clamps (Loomex, NMD90)	L	✓	✓	✓		✓	✓	✓		✓				✓								
	LB							✓						✓								
	LD					✓																
	LH	✓										✓	✓	✓		✓					✓	
	LHT							✓														
	LHTQ								✓				✓			✓			✓			
	LLE	✓																✓		✓		
	LHTQ-2/LLE-2																	✓		✓		
	LHTQ-3/LLE-3																	✓		✓		
	LHTQ-4/LLE-4																	✓		✓		
	LMS								✓										✓			
	LN																	✓		✓		
	LRB																✓					
	LRE	✓																				
	LRW								✓													
	LSSX											✓	✓				✓		✓			✓
	LSS2X																	✓		✓		
	LSS3X																	✓		✓		
LSSX-1																✓						
LSS1X-1																	✓		✓			
LSS2X-1																	✓		✓			
Armoured Cable Clamps (BX, AC90)	LX																✓				✓	
	LA							✓		✓												
	LBA							✓														
	LHA							✓				✓	✓	✓							✓	
	LLEA																	✓				
	LLEA-2																	✓				
	LMSA							✓														
	LSBA							✓														
	LSSAX				✓							✓	✓					✓		✓		✓
	LSSA-2X																	✓				
	LSSA-3X																	✓				
	LSSAX-1																✓					✓
	LSSA1X-1											✓										

## Rework Boxes

					
<b>CI425</b>	<b>CI425-L</b>	<b>CI525-L</b>	<b>BC775-LD</b>	<b>BC777-LRB</b>	
"Screwlok" brackets for rework installation. Max. wall thickness: 5/8 in.	"Screwlok" brackets for rework installation. Max. wall thickness: 5/8 in.	"Screwlok" brackets for rework installation. Max. wall thickness: 5/8 in.	"Swing-Arm" rework brackets. Max. wall thickness: 3/4 in.	Pivoting ends for rework installation. Non-gangable. Max. wall thickness: 1-1/8 in.	
					
<b>BC1004-LRB</b>	<b>BC1104-LRB</b>	<b>BC1104-LRW</b>	<b>BC2104-LRB</b>	<b>BC2104-LRB-2</b>	<b>BC54151-LD</b>
Flat sides for rework applications.	Flat sides for rework applications.	Rework bracket for closed wall applications. Max. wall thickness: 1 in.	Flat sides for rework applications. 1 gang.	Flat sides for rework applications. 2 gang.	"Swing-Arm" rework brackets. Max. wall thickness: 3/4 in. Maximum load capacity: 12 lb. (5.5 kg)



Cat. No.	Volume (Cu. in.)	Dimensions H x W x D (in.)	Features Clamps	Knockouts		Pryouts		
				ends	bottom	ends	sides	bottom
<b>Device Boxes</b>								
<b>CI425</b>	10.0	3 x 2 x 2	-	2	1	-	-	-
<b>CI425-L</b>	10.0	3 x 2 x 2	Loomex/BX	-	-	4	-	-
<b>CI525-L</b>	12.5	3 x 2 x 2-1/2	Loomex/BX	-	-	4	-	-
<b>BC775-LD</b>	10.0	3 x 2 x 2-1/4	Loomex	-	1	4	-	-
<b>BC777-LRB*</b>	11.0	3 x 2 x 2-1/4	Loomex	-	1	4	-	-
<b>BC1004-LRB</b>	15.0	3 x 2 x 3	Loomex/BX	-	1	4	-	-
<b>BC1102-LRB</b>	10.0	3 x 2 x 2	Loomex/BX	-	-	4	-	-
<b>BC1104-LRB</b>	12.5	3 x 2 x 2-1/2	Loomex/BX	-	-	4	-	-
<b>BC1104-LRW</b>	12.5	3 x 2 x 2-1/2	Loomex/BX	-	-	4	-	-
<b>BC2104-LRB*</b>	12.5	3 x 2 x 2-1/2	Loomex/BX	-	-	8	-	-
<b>BC2104-LRB-2*</b>	25.0	3 x 4 x 2-1/2	Loomex/BX	-	-	16	-	-
<b>Octagonal Boxes</b>								
<b>BC54151-LD</b>	15.0	4 x 4 x 1-1/2	Loomex/BX	-	1	-	4	4

\* Non-Gangable