







Device Boxes – Available Models

Technical Specifications

		Gangable														Non-Gangable						
Depth		1 1/2	2	2	2	2 1/4	2 1/2	2 1/2	2 1/2	2 1/2	2 1/2	2 1/2	3	3	3	2 1/4	2 1/2	2 1/2	2 1/2	2 3/4	2 1/2	
Cu. in.		8.0	10.0	10.0	12.0	10.0	12.5	12.5	14.5	12.5	12.5	16.0	18.0	15.0	18.0	18.0	11.0	12.5	14.5	15.0	18.5	25.0
Series # BC/CI		1100	1102	425	3102	775	525	1104	1304	4104	4304	3104	1804	1004	1018	3004	777	2104	2304	1504	2004	4204
Conduit Knockouts	Basic Model		✓	✓				✓						✓								
	B							✓														
	K							✓														
	KSSX											✓										✓
	KSS1X-1											✓										
	LE							✓														
	SB		✓					✓														
	SSX				✓								✓									
Nonmetallic Sheathed Cable Clamps (Loomex, NMD90)	L	✓	✓	✓		✓	✓	✓		✓				✓								
	LB							✓						✓								
	LD					✓																
	LH	✓										✓	✓	✓		✓					✓	
	LHT							✓														
	LHTQ								✓				✓			✓			✓			
	LLE	✓																✓		✓		
	LHTQ-2/LLE-2																		✓			
	LHTQ-3/LLE-3																		✓			
	LHTQ-4/LLE-4																		✓			
	LMS								✓											✓		
	LN																		✓			
	LRB																✓					
	LRE	✓																				
	LRW								✓													
	LSSX											✓	✓				✓		✓			✓
	LSS2X																		✓			
	LSS3X																		✓			
LSSX-1																✓						
LSS1X-1																		✓				
LSS2X-1																		✓				
Armoured Cable Clamps (BX, AC90)	LX																	✓			✓	
	LA							✓		✓												
	LBA							✓														
	LHA							✓				✓	✓	✓							✓	
	LLEA																		✓			
	LLEA-2																		✓			
	LMSA							✓														
	LSBA							✓														
	LSSAX				✓							✓	✓						✓		✓	✓
	LSSA-2X																		✓			
	LSSA-3X																		✓			
	LSSAX-1																✓					✓
	LSSA1X-1											✓										

Device Boxes

Armoured and Nonmetallic Sheathed Cable Clamps

		
<p>CI3102-LSSAX</p>	<p>BC1104-LA</p>	<p>BC1104-LHA</p>
<p>"Wraparound" bracket for 1-5/8 in. steel studs. With integral support bracket.</p>	<p>Flush ears.</p>	<p>Positioning tabs. Provision for external nailing. Two embossed mounting slots for internal screw installation.</p>
		
<p>CI1104-LMSA</p>	<p>BC1104-LSSAX</p>	<p>CI3004-LSSAX-1</p>
<p>Mounting strap recessed 1/2 in.</p>		<p>1 in. recessed brackets for 2-1/2 in. and 3-5/8 in. steel studs. Brackets positioned for 2 layers of 1/2 in. drywall.</p>



Cat. No.	Volume (Cu. in.)	Features		Pryouts ends
		Ears	Bracket	
2 in. Deep — Gangable — 3 in. x 2 in.				
CI3102-LSSAX	12.0	-	"SSX"	4
2-1/2 in. Deep — Gangable — 3 in. x 2 in.				
BC1104-LA	12.5	flush	-	4
BC1104-LHA	12.5	-	P. Tabs	4
CI1104-LMSA	12.5	-	"MS"	4
BC1104-LSSAX	12.5	-	"SSX"	4
3 in. Deep — Gangable — 3 in. x 2 in.				
CI3004-LSSAX-1*	18.0	-	"SSX"	4

* Brackets positioned for 2 layers of 1/2 in. drywall

