









Device Boxes – Available Models

Technical Specifications

		Gangable														Non-Gangable						
Depth		1 1/2	2	2	2	2 1/4	2 1/2	2 1/2	2 1/2	2 1/2	2 1/2	2 1/2	3	3	3	2 1/4	2 1/2	2 1/2	2 1/2	2 3/4	2 1/2	
Cu. in.		8.0	10.0	10.0	12.0	10.0	12.5	12.5	14.5	12.5	12.5	16.0	18.0	15.0	18.0	18.0	11.0	12.5	14.5	15.0	18.5	25.0
Series # BC/CI		1100	1102	425	3102	775	525	1104	1304	4104	4304	3104	1804	1004	1018	3004	777	2104	2304	1504	2004	4204
Conduit Knockouts	Basic Model		✓	✓				✓						✓								
	B							✓														
	K							✓														
	KSSX											✓										✓
	KSS1X-1											✓										
	LE							✓														
	SB		✓					✓														
	SSX				✓								✓									
Nonmetallic Sheathed Cable Clamps (Loomex, NMD90)	L	✓	✓	✓		✓	✓	✓		✓				✓								
	LB							✓						✓								
	LD					✓																
	LH	✓										✓	✓	✓		✓					✓	
	LHT							✓														
	LHTQ								✓				✓			✓			✓			
	LLE	✓																✓		✓		
	LHTQ-2/LLE-2																		✓			
	LHTQ-3/LLE-3																		✓			
	LHTQ-4/LLE-4																		✓			
	LMS								✓											✓		
	LN																		✓			
	LRB																	✓				
	LRE	✓																				
	LRW								✓													
	LSSX												✓	✓			✓		✓			✓
	LSS2X																		✓			
	LSS3X																		✓			
LSSX-1																✓						
LSS1X-1																		✓				
LSS2X-1																		✓				
Armoured Cable Clamps (BX, AC90)	LX																	✓			✓	
	LA							✓		✓												
	LBA							✓														
	LHA							✓				✓	✓	✓							✓	
	LLEA																		✓			
	LLEA-2																		✓			
	LMSA								✓													
	LSBA								✓													
	LSSAX				✓								✓	✓					✓		✓	✓
	LSSA-2X																		✓			
	LSSA-3X																		✓			
	LSSAX-1																✓					✓
	LSSA1X-1												✓									

## Device Boxes

### Armoured and Nonmetallic Sheathed Cable Clamps

			
<b>BC3104-LH</b>	<b>BC3104-LHTQ</b>	<b>BC3104-LSSX</b>	<b>CI3104-LSS1X-1</b>
Positioning tabs. Provision for external nailing.	One screw mounting. Provision for external nailing. Positioning tabs for 1/2 in. and 3/4 in. drywall.	"Wraparound" bracket for 2-1/2 in. and 3-5/8 in. steel studs. With integral support bracket.	"Wraparound" bracket for 2-1/2 in. and 3-5/8 in. steel studs. With integral support bracket. <b>Brackets positioned for 2 layers of 1/2 in. drywall.</b>
			
<b>CI1804-LH</b>	<b>BC2004-LH</b>	<b>BC2004-LHTQ</b>	<b>CI2016-LX</b>
Positioning tabs. External nailing. Mounting slots for internal screw installation. X-Cube adds 5.5 cu. in.	Provision for external nailing. Holding prongs and prepositioned depth tabs on one side.	Internally embossed slots for screw mounting. Fixed positioning tabs for single 1/2 in. drywall along with retractable positioning tabs for double 1/2 in. drywall applications. Fixed positioning tabs for outside wall applications. Holding prongs. One screw mounting.	Self-locking spring clamps. Holding prongs and prepositioned depth tabs on one side. <b>Approved for nonmetallic sheathed cable only.</b>



Cat. No.	Volume (Cu. in.)	Features		Pryouts ends
		Ears	Bracket	
<b>2-1/2 in. Deep — Gangable — 3 in. x 2 in.</b>				
BC3104-LH	16.0	-	P. Tabs	4
BC3104-LHTQ	16.0	-	P. Tabs	4
BC3104-LSSX	16.0	-	"SSX"	4
CI3104-LSS1X-1	16.0	-	"SSX"	4
CI1804-LH	18.0	-	P. Tabs	4
<b>2-3/4 in. Deep — Non-Gangable — 3-3/4 in. x 2-3/16 in.</b>				
BC2004-LH	18.5	-	P. Tabs	4
BC2004-LHTQ	20.5	-	P. Tabs	4
<b>2-1/2 in. Deep — Non-Gangable — 3-3/4 in. x 2 in.</b>				
CI2016-LX	18.5	-	P. Tabs	4

