













Device Boxes – Available Models

Technical Specifications

		Gangable														Non-Gangable						
Depth		1 1/2	2	2	2	2 1/4	2 1/2	2 1/2	2 1/2	2 1/2	2 1/2	2 1/2	3	3	3	2 1/4	2 1/2	2 1/2	2 1/2	2 3/4	2 1/2	
Cu. in.		8.0	10.0	10.0	12.0	10.0	12.5	12.5	14.5	12.5	12.5	16.0	18.0	15.0	18.0	18.0	11.0	12.5	14.5	15.0	18.5	25.0
Series # BC/CI		1100	1102	425	3102	775	525	1104	1304	4104	4304	3104	1804	1004	1018	3004	777	2104	2304	1504	2004	4204
Conduit Knockouts	Basic Model		✓	✓				✓						✓								
	B							✓														
	K							✓														
	KSSX											✓										✓
	KSS1X-1											✓										
	LE							✓														
	SB		✓					✓														
	SSX				✓								✓									
Nonmetallic Sheathed Cable Clamps (Loomex, NMD90)	L	✓	✓	✓		✓	✓	✓		✓				✓								
	LB							✓						✓								
	LD					✓																
	LH	✓										✓	✓	✓		✓					✓	
	LHT							✓														
	LHTQ								✓			✓			✓				✓			
	LLE	✓																✓		✓		
	LHTQ-2/LLE-2																	✓				
	LHTQ-3/LLE-3																	✓				
	LHTQ-4/LLE-4																	✓				
	LMS							✓											✓			
	LN																	✓				
	LRB																✓					
	LRE	✓																				
	LRW							✓														
	LSSX											✓	✓			✓		✓				✓
	LSS2X																	✓				
	LSS3X																	✓				
LSSX-1															✓							
LSS1X-1																	✓					
LSS2X-1																	✓					
Armoured Cable Clamps (BX, AC90)	LX																✓				✓	
	LA							✓		✓												
	LBA							✓														
	LHA							✓				✓	✓	✓							✓	
	LLEA																	✓				
	LLEA-2																	✓				
	LMSA							✓														
	LSBA							✓														
	LSSAX				✓							✓	✓					✓		✓		✓
	LSSA-2X																	✓				
	LSSA-3X																	✓				
	LSSAX-1															✓						✓
	LSSA1X-1											✓										

## Device Boxes

### Armoured and Nonmetallic Sheathed Cable Clamps

				
<b>BC2104-LLE</b>	<b>BC2304-LHTQ</b>	<b>BC2104-LX</b>	<b>BC2104-LN</b>	<b>BC2104-LRB</b>
Holding prongs and prepositioned depth tabs.	One screw mounting. Provision for external nailing. Positioning tabs for 1/2 in. and 3/4 in. drywall.	Self-locking spring clamps. Holding prongs and prepositioned depth tabs. Raised ground screws. <b>Approved for nonmetallic sheathed cable only.</b>	Staked nails. Holding prongs and prepositioned depth tabs.	Flat sides for rework applications. 1 gang.
				
<b>BC2104-LLE-2</b>	<b>BC2104-LRB-2</b>	<b>BC2104-LLE-3</b>	<b>BC2104-LLE-4</b>	
2 gang. Holding prongs and prepositioned depth tabs.	Flat sides for rework applications. 2 gang.	3 gang. Holding prongs and prepositioned depth tabs.	4 gang. Holding prongs and prepositioned depth tabs.	
				
<b>BC2304-LHTQ-2</b>	<b>BC2304-LHTQ-3</b>	<b>BC2304-LHTQ-4</b>		
2 gang. Holding prongs and prepositioned depth tabs.	3 gang. Holding prongs and prepositioned depth tabs.	4 gang. Holding prongs and prepositioned depth tabs.		



Cat. No.	Width (in.)	Volume (Cu. in.)	Features		Pryouts ends
			Ears	Bracket	
<b>2-1/2 in. Deep — Non-Gangable — 3 in. High</b>					
BC2104-LLE	2	12.5	-	P. Tabs	4
BC2104-LLE-2	3-3/4	25.0	-	P. Tabs	8
BC2104-LLE-3	5-1/2	37.5	-	P. Tabs	12
BC2104-LLE-4	7-3/8	50.0	-	P. Tabs	16
BC2104-LN	2	12.5	-	P. Tabs/Nails	4
BC2104-LX	2	12.5	-	P. Tabs	4
BC2304-LHTQ	2	14.5	-	P. Tabs	4
BC2304-LHTQ-2	3-3/4	27.0	-	P. Tabs	8
BC2304-LHTQ-3	5-1/2	39.5	-	P. Tabs	12
BC2304-LHTQ-4	7-3/8	52.0	-	P. Tabs	16
BC2104-LRB	2	12.5	-	-	4
BC2104-LRB-2	3-3/4	25.0	-	-	8