









Device Boxes – Available Models

Technical Specifications

		Gangable														Non-Gangable						
Depth		1 1/2	2	2	2	2 1/4	2 1/2	2 1/2	2 1/2	2 1/2	2 1/2	2 1/2	3	3	3	2 1/4	2 1/2	2 1/2	2 1/2	2 3/4	2 1/2	
Cu. in.		8.0	10.0	10.0	12.0	10.0	12.5	12.5	14.5	12.5	12.5	16.0	18.0	15.0	18.0	18.0	11.0	12.5	14.5	15.0	18.5	25.0
Series # BC/CI		1100	1102	425	3102	775	525	1104	1304	4104	4304	3104	1804	1004	1018	3004	777	2104	2304	1504	2004	4204
Conduit Knockouts	Basic Model		✓	✓				✓						✓								
	B							✓														
	K							✓														
	KSSX											✓										✓
	KSS1X-1											✓										
	LE							✓														
	SB		✓					✓														
	SSX				✓								✓									
Nonmetallic Sheathed Cable Clamps (Loomex, NMD90)	L	✓	✓	✓		✓	✓	✓		✓				✓								
	LB							✓						✓								
	LD					✓																
	LH	✓										✓	✓	✓		✓					✓	
	LHT							✓														
	LHTQ								✓			✓			✓				✓			
	LLE	✓																✓		✓		
	LHTQ-2/LLE-2																		✓			
	LHTQ-3/LLE-3																		✓			
	LHTQ-4/LLE-4																		✓			
	LMS								✓											✓		
	LN																		✓			
	LRB																✓					
	LRE	✓																				
	LRW								✓													
	LSSX											✓	✓			✓			✓			✓
	LSS2X																		✓			
	LSS3X																		✓			
LSSX-1															✓							
LSS1X-1																		✓				
LSS2X-1																		✓				
Armoured Cable Clamps (BX, AC90)	LX																	✓			✓	
	LA							✓		✓												
	LBA							✓														
	LHA							✓				✓	✓	✓							✓	
	LLEA																		✓			
	LLEA-2																		✓			
	LMSA							✓														
	LSBA							✓														
	LSSAX				✓							✓	✓						✓		✓	✓
	LSSA-2X																		✓			
	LSSA-3X																		✓			
	LSSAX-1															✓						✓
	LSSA1X-1											✓										

Device Boxes













Armoured and Nonmetallic Sheathed Cable Clamps

			
BC1018-LHTQ	BC1304-LHTQ	BC2004-LHTQ	BC2304-LHTQ
Internally embossed slots for screw mounting. Fixed positioning tabs for single 1/2 in. drywall along with retractable positioning tabs for double 1/2 in. drywall applications. Fixed positioning tabs for outside wall applications. Holding prongs. One screw mounting.	Internally embossed slots for screw mounting. Fixed positioning tabs for single 1/2 in. drywall along with retractable positioning tabs for double 1/2 in. drywall applications. Fixed positioning tabs for outside wall applications. Holding prongs. One screw mounting.	Internally embossed slots for screw mounting. Fixed positioning tabs for single 1/2 in. drywall along with retractable positioning tabs for double 1/2 in. drywall applications. Fixed positioning tabs for outside wall applications. Holding prongs. One screw mounting.	Internally embossed slots for screw mounting. Fixed positioning tabs for single 1/2 in. drywall along with retractable positioning tabs for double 1/2 in. drywall applications. Fixed positioning tabs for outside wall applications. Holding prongs. One screw mounting.
			
BC2304-LHTQ-2	BC2304-LHTQ-3	BC2304-LHTQ-4	BC3104-LHTQ
Internally embossed slots for screw mounting. Fixed positioning tabs for single 1/2 in. drywall along with retractable positioning tabs for double 1/2 in. drywall applications. Fixed positioning tabs for outside wall applications. Holding prongs. One screw mounting.	Internally embossed slots for screw mounting. Fixed positioning tabs for single 1/2 in. drywall along with retractable positioning tabs for double 1/2 in. drywall applications. Fixed positioning tabs for outside wall applications. Holding prongs.	Internally embossed slots for screw mounting. Fixed positioning tabs for single 1/2 in. drywall along with retractable positioning tabs for double 1/2 in. drywall applications. Fixed positioning tabs for outside wall applications. Holding prongs.	Internally embossed slots for screw mounting. Fixed positioning tabs for single 1/2 in. drywall along with retractable positioning tabs for double 1/2 in. drywall applications. Fixed positioning tabs for outside wall applications. Holding prongs. One screw mounting.

Cat. No.	Dimensions H x W x D (in.)	Volume (Cu. in.)	Gangable Yes or No	Features			Pryouts ends
				One screw mounting	Pos. tabs	Prov. for external nailing	
BC1018-LHTQ	3 x 2 x 3	18.0	yes	yes	yes	yes	4
BC1304-LHTQ	3 x 2 x 2-1/2	14.5	yes	yes	yes	yes	4
BC1304-LHATQ	3 x 2 x 2-1/2	14.5	yes	yes	yes	yes	4
BC2004-LHTQ	3-3/4 x 2-3/16 x 2-3/4	20.5	no	yes	yes	yes	4
BC2304-LHTQ	3 x 2 x 2-1/2	14.5	no	yes	yes	yes	4
BC2304-LHTQ-2	3 x 3-3/4 x 2-1/2	27.0	no	yes	yes	yes	8
BC2304-LHTQ-3	3 x 5-1/2 x 2-1/2	39.5	no	no	yes	yes	12
BC2304-LHTQ-4	3 x 7-3/8 x 2-1/2	52.0	no	no	yes	yes	16
BC3104-LHTQ	3 x 2 x 2-1/2	16.0	yes	yes	yes	yes	4

Device Boxes

Armoured and Nonmetallic Sheathed Cable Clamps

				
BC2104-LLE	BC2304-LHTQ	BC2104-LX	BC2104-LN	BC2104-LRB
Holding prongs and prepositioned depth tabs.	One screw mounting. Provision for external nailing. Positioning tabs for 1/2 in. and 3/4 in. drywall.	Self-locking spring clamps. Holding prongs and prepositioned depth tabs. Raised ground screws. Approved for nonmetallic sheathed cable only.	Staked nails. Holding prongs and prepositioned depth tabs.	Flat sides for rework applications. 1 gang.
				
BC2104-LLE-2	BC2104-LRB-2	BC2104-LLE-3	BC2104-LLE-4	
2 gang. Holding prongs and prepositioned depth tabs.	Flat sides for rework applications. 2 gang.	3 gang. Holding prongs and prepositioned depth tabs.	4 gang. Holding prongs and prepositioned depth tabs.	
				
BC2304-LHTQ-2	BC2304-LHTQ-3	BC2304-LHTQ-4		
2 gang. Holding prongs and prepositioned depth tabs.	3 gang. Holding prongs and prepositioned depth tabs.	4 gang. Holding prongs and prepositioned depth tabs.		



Cat. No.	Width (in.)	Volume (Cu. in.)	Features		Pryouts ends
			Ears	Bracket	
2-1/2 in. Deep — Non-Gangable — 3 in. High					
BC2104-LLE	2	12.5	-	P. Tabs	4
BC2104-LLE-2	3-3/4	25.0	-	P. Tabs	8
BC2104-LLE-3	5-1/2	37.5	-	P. Tabs	12
BC2104-LLE-4	7-3/8	50.0	-	P. Tabs	16
BC2104-LN	2	12.5	-	P. Tabs/Nails	4
BC2104-LX	2	12.5	-	P. Tabs	4
BC2304-LHTQ	2	14.5	-	P. Tabs	4
BC2304-LHTQ-2	3-3/4	27.0	-	P. Tabs	8
BC2304-LHTQ-3	5-1/2	39.5	-	P. Tabs	12
BC2304-LHTQ-4	7-3/8	52.0	-	P. Tabs	16
BC2104-LRB	2	12.5	-	-	4
BC2104-LRB-2	3-3/4	25.0	-	-	8