









Device Boxes – Available Models

Technical Specifications

| | | Gangable | | | | | | | | | | | | | | Non-Gangable | | | | | | |
|---|--------------|----------|------|------|------|-------|-------|-------|-------|-------|-------|-------|------|------|------|--------------|-------|-------|-------|-------|-------|------|
| Depth | | 1 1/2 | 2 | 2 | 2 | 2 1/4 | 2 1/2 | 2 1/2 | 2 1/2 | 2 1/2 | 2 1/2 | 2 1/2 | 3 | 3 | 3 | 2 1/4 | 2 1/2 | 2 1/2 | 2 1/2 | 2 3/4 | 2 1/2 | |
| Cu. in. | | 8.0 | 10.0 | 10.0 | 12.0 | 10.0 | 12.5 | 12.5 | 14.5 | 12.5 | 12.5 | 16.0 | 18.0 | 15.0 | 18.0 | 18.0 | 11.0 | 12.5 | 14.5 | 15.0 | 18.5 | 25.0 |
| Series # BC/CI | | 1100 | 1102 | 425 | 3102 | 775 | 525 | 1104 | 1304 | 4104 | 4304 | 3104 | 1804 | 1004 | 1018 | 3004 | 777 | 2104 | 2304 | 1504 | 2004 | 4204 |
| Conduit Knockouts | Basic Model | | ✓ | ✓ | | | | ✓ | | | | | | ✓ | | | | | | | | |
| | B | | | | | | | ✓ | | | | | | | | | | | | | | |
| | K | | | | | | | ✓ | | | | | | | | | | | | | | |
| | KSSX | | | | | | | | | | | ✓ | | | | | | | | | | ✓ |
| | KSS1X-1 | | | | | | | | | | | ✓ | | | | | | | | | | |
| | LE | | | | | | | ✓ | | | | | | | | | | | | | | |
| | SB | | ✓ | | | | | ✓ | | | | | | | | | | | | | | |
| | SSX | | | | ✓ | | | | | | | | ✓ | | | | | | | | | |
| Nonmetallic Sheathed Cable Clamps (Loomex, NMD90) | L | ✓ | ✓ | ✓ | | ✓ | ✓ | ✓ | | ✓ | | | | ✓ | | | | | | | | |
| | LB | | | | | | | ✓ | | | | | | ✓ | | | | | | | | |
| | LD | | | | | ✓ | | | | | | | | | | | | | | | | |
| | LH | ✓ | | | | | | | | | | ✓ | ✓ | ✓ | | ✓ | | | | | ✓ | |
| | LHT | | | | | | | ✓ | | | | | | | | | | | | | | |
| | LHTQ | | | | | | | | ✓ | | | | ✓ | | | ✓ | | | ✓ | | | |
| | LLE | ✓ | | | | | | | | | | | | | | | | ✓ | | ✓ | | |
| | LHTQ-2/LLE-2 | | | | | | | | | | | | | | | | | ✓ | | | | |
| | LHTQ-3/LLE-3 | | | | | | | | | | | | | | | | | ✓ | | | | |
| | LHTQ-4/LLE-4 | | | | | | | | | | | | | | | | | ✓ | | | | |
| | LMS | | | | | | | | ✓ | | | | | | | | | | ✓ | | | |
| | LN | | | | | | | | | | | | | | | | | ✓ | | | | |
| | LRB | | | | | | | | | | | | | | | | ✓ | | | | | |
| | LRE | ✓ | | | | | | | | | | | | | | | | | | | | |
| | LRW | | | | | | | | ✓ | | | | | | | | | | | | | |
| | LSSX | | | | | | | | | | | ✓ | ✓ | | | | ✓ | | ✓ | | | ✓ |
| | LSS2X | | | | | | | | | | | | | | | | | | ✓ | | | |
| | LSS3X | | | | | | | | | | | | | | | | | | ✓ | | | |
| LSSX-1 | | | | | | | | | | | | | | | | ✓ | | | | | | |
| LSS1X-1 | | | | | | | | | | | | | | | | | | ✓ | | | | |
| LSS2X-1 | | | | | | | | | | | | | | | | | | ✓ | | | | |
| Armoured Cable Clamps (BX, AC90) | LX | | | | | | | | | | | | | | | | | ✓ | | | ✓ | |
| | LA | | | | | | | ✓ | | ✓ | | | | | | | | | | | | |
| | LBA | | | | | | | ✓ | | | | | | | | | | | | | | |
| | LHA | | | | | | | ✓ | | | | ✓ | ✓ | ✓ | | | | | | | ✓ | |
| | LLEA | | | | | | | | | | | | | | | | | ✓ | | | | |
| | LLEA-2 | | | | | | | | | | | | | | | | | ✓ | | | | |
| | LMSA | | | | | | | ✓ | | | | | | | | | | | | | | |
| | LSBA | | | | | | | ✓ | | | | | | | | | | | | | | |
| | LSSAX | | | | ✓ | | | | | | | ✓ | ✓ | | | | | | ✓ | | ✓ | ✓ |
| | LSSA-2X | | | | | | | | | | | | | | | | | | ✓ | | | |
| | LSSA-3X | | | | | | | | | | | | | | | | | | ✓ | | | |
| | LSSAX-1 | | | | | | | | | | | | | | | | ✓ | | | | | ✓ |
| | LSSA1X-1 | | | | | | | | | | | ✓ | | | | | | | | | | |

Device Boxes

Armoured and Nonmetallic Sheathed Cable Clamps

| | | | |
|---|---|---|---|
|  |  |  |  |
| <p>BC1018-LHTQ</p> <p>Internally embossed slots for screw mounting. Fixed positioning tabs for single 1/2 in. drywall along with retractable positioning tabs for double 1/2 in. drywall applications. Fixed positioning tabs for outside wall applications. Holding prongs. One screw mounting.</p> | <p>BC1304-LHTQ</p> <p>Internally embossed slots for screw mounting. Fixed positioning tabs for single 1/2 in. drywall along with retractable positioning tabs for double 1/2 in. drywall applications. Fixed positioning tabs for outside wall applications. Holding prongs. One screw mounting.</p> | <p>BC2004-LHTQ</p> <p>Internally embossed slots for screw mounting. Fixed positioning tabs for single 1/2 in. drywall along with retractable positioning tabs for double 1/2 in. drywall applications. Fixed positioning tabs for outside wall applications. Holding prongs. One screw mounting.</p> | <p>BC2304-LHTQ</p> <p>Internally embossed slots for screw mounting. Fixed positioning tabs for single 1/2 in. drywall along with retractable positioning tabs for double 1/2 in. drywall applications. Fixed positioning tabs for outside wall applications. Holding prongs. One screw mounting.</p> |
|  |  |  |  |
| <p>BC2304-LHTQ-2</p> <p>Internally embossed slots for screw mounting. Fixed positioning tabs for single 1/2 in. drywall along with retractable positioning tabs for double 1/2 in. drywall applications. Fixed positioning tabs for outside wall applications. Holding prongs. One screw mounting.</p> | <p>BC2304-LHTQ-3</p> <p>Internally embossed slots for screw mounting. Fixed positioning tabs for single 1/2 in. drywall along with retractable positioning tabs for double 1/2 in. drywall applications. Fixed positioning tabs for outside wall applications. Holding prongs.</p> | <p>BC2304-LHTQ-4</p> <p>Internally embossed slots for screw mounting. Fixed positioning tabs for single 1/2 in. drywall along with retractable positioning tabs for double 1/2 in. drywall applications. Fixed positioning tabs for outside wall applications. Holding prongs.</p> | <p>BC3104-LHTQ</p> <p>Internally embossed slots for screw mounting. Fixed positioning tabs for single 1/2 in. drywall along with retractable positioning tabs for double 1/2 in. drywall applications. Fixed positioning tabs for outside wall applications. Holding prongs. One screw mounting.</p> |

| Cat. No. | Dimensions H x W x D (in.) | Volume (Cu. in.) | Gangable Yes or No | Features | | | Pryouts ends |
|----------------------|-------------------------------|---------------------|-----------------------|--------------------|-----------|----------------------------|-----------------|
| | | | | One screw mounting | Pos. tabs | Prov. for external nailing | |
| BC1018-LHTQ | 3 x 2 x 3 | 18.0 | yes | yes | yes | yes | 4 |
| BC1304-LHTQ | 3 x 2 x 2-1/2 | 14.5 | yes | yes | yes | yes | 4 |
| BC1304-LHATQ | 3 x 2 x 2-1/2 | 14.5 | yes | yes | yes | yes | 4 |
| BC2004-LHTQ | 3-3/4 x 2-3/16 x 2-3/4 | 20.5 | no | yes | yes | yes | 4 |
| BC2304-LHTQ | 3 x 2 x 2-1/2 | 14.5 | no | yes | yes | yes | 4 |
| BC2304-LHTQ-2 | 3 x 3-3/4 x 2-1/2 | 27.0 | no | yes | yes | yes | 8 |
| BC2304-LHTQ-3 | 3 x 5-1/2 x 2-1/2 | 39.5 | no | no | yes | yes | 12 |
| BC2304-LHTQ-4 | 3 x 7-3/8 x 2-1/2 | 52.0 | no | no | yes | yes | 16 |
| BC3104-LHTQ | 3 x 2 x 2-1/2 | 16.0 | yes | yes | yes | yes | 4 |

Device Boxes

Armoured and Nonmetallic Sheathed Cable Clamps

| | | | |
|---|---|--|---|
|  |  |  |  |
| CI775-L | BC775-LD | BC777-LRB | CI525-L |
| Flush ears. | "Swing-arm" rework brackets. Max. wall thickness: 3/4 in. | Pivoting ends for rework installation. Max. wall thickness: 1-1/8 in. * Non-Gangable | "Screwlok" brackets for rework installation. Max. wall thickness: 5/8 in. |
|  |  |  |  |
| BC1104-LB | BC1104-LHT | CI1104-LMS | BC1104-L |
| | Positioning tabs. Provision for external nailing. Two embossed mounting slots for internal screw installation. | Mounting strap with prongs. Recessed 1/2 in. | Flush ears. |
|  |  |  |  |
| BC1104-LRB | BC1104-LRW | BC1104-LSSX | BC1304-LHTQ |
| Flat sides for rework applications. | Rework bracket for closed wall applications. Max. wall thickness: 1 in. | | One screw mounting. Provision for external nailing. Positioning tabs for 1/2 in. and 3/4 in. drywall. |



| Cat. No. | Volume (Cu. in.) | Features | | Pryouts ends | Knockouts 1/2 in. bottom |
|---|------------------|----------|---------|--------------|--------------------------|
| | | Ears | Bracket | | |
| 2-1/4 in. Deep — Gangable — 3 in. x 2 in. - For use with nonmetallic sheathed cable only | | | | | |
| CI775-L | 10.0 | flush | - | 4 | 1 |
| BC775-LD | 10.0 | flush | rework | 4 | 1 |
| BC777-LRB* | 11.0 | - | rework | 4 | 1 |
| 2-1/2 in. Deep — Gangable — 3 in. x 2 in. | | | | | |
| CI525-L | 12.5 | flush | rework | 4 | - |
| BC1104-L | 12.5 | flush | - | 4 | - |
| BC1104-LB | 12.5 | - | "B" | 4 | - |
| BC1104-LHT | 12.5 | - | P. Tabs | 4 | - |
| CI1104-LMS | 12.5 | - | "MS" | 4 | - |
| BC1104-LRB | 12.5 | flush | - | 4 | - |
| BC1104-LRW | 12.5 | flush | rework | 4 | - |
| BC1104-LSSX | 12.5 | - | "SSX" | 4 | - |
| BC1304-LHTQ | 14.5 | - | P. Tabs | 4 | - |