







## Device Boxes

### Conduit Knockouts


		
<p><b>CI425</b></p>	<p><b>BC1102</b></p>	<p><b>CI1102-SB</b></p>
<p>"Screwlok" brackets for rework installation. Max. wall thickness: 5/8 in.</p>	<p>Recessed ears</p>	
		
<p><b>CI3102-SSX</b></p>	<p><b>BC1104</b></p>	<p><b>CI1104-B</b></p>
<p>"Wraparound" bracket for 1-5/8 in. steel studs. With integral support bracket.</p>	<p>Recessed ears</p>	



Cat. No	Volume (Cu. in.)	Features		Knockouts	
		Ears	Bracket	1/2 in. ends	1/2 in. bottom
<b>2 in. Deep — Gangable — 3 in. x 2 in</b>					
<b>CI425</b>	10.0	flush	rework	2	-
<b>BC1102</b>	10.0	recessed	-	2	-
<b>CI1102-SB</b>	10.0	-	"SB"	2	-
<b>CI3102-SSX</b>	12.0	-	"SSX"	2	-
<b>2-1/2 in. Deep — Gangable — 3 in. x 2 in.</b>					
<b>BC1104</b>	12.5	recessed	-	2	2
<b>CI1104-B</b>	12.5	-	"B"	2	2

## 347 V Boxes

### HV (347 V) vs Regular Box Spacing



## Extension Rings

