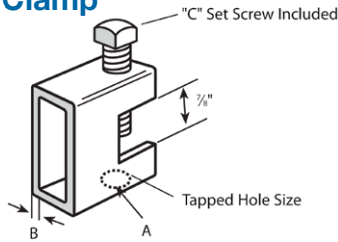


## Beam Clamps

### Beam Clamps for Hanging Rod

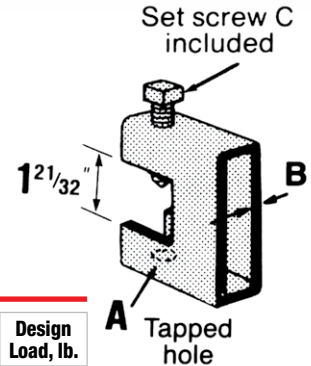
#### U560 Heavy Duty Beam Clamp



- \*Finishes
- GoldGalv®
  - EG

Cat. No.	A (in.)	B (in.)	C (in.)	Wt./C lb.	Design Load, lb.
U560-1/4*	1/4	1/8	3/8 x 1-1/2	67	1050
U560-3/8*	3/8	1/8	3/8 x 1-1/2	67	1050
U560-1/2*	1/2	1/4	1/2 x 1-1/2	130	2650
U560-5/8*	5/8	1/4	1/2 x 1-1/2	130	2650

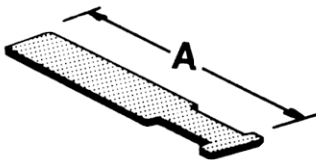
#### U564 Heavy Duty Beam Clamp



- \*Finishes
- GoldGalv®
  - EG

Cat. No.	A (in.)	B (in.)	C (in.)	Wt./C lb.	Design Load, lb.
U564-3/8*	3/8	1/8	3/8 x 2-3/4	109	1300
U564-1/2*	1/2	1/4	1/2 x 2-3/4	201	3150
U564-5/8*	5/8	1/4	1/2 x 2-3/4	201	3150

#### U568 Beam Clamp Safety Strap

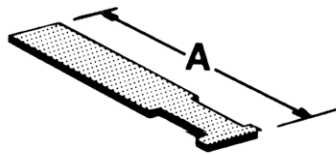


For U563 beam clamp.

Cat. No.	Beam Flange Width (in.)	A (in.)	Wt./C lb.
U568-1EG	6	8	18
U568-2EG	9	11	28

16 gauge material

#### U568 Beam Clamp Safety Strap

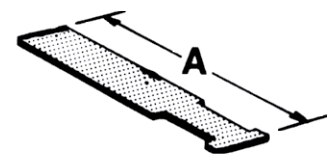


For U562 and UM562 beam clamp.

Cat. No.	Beam Flange Width (in.)	A (in.)	Wt./C lb.
U568-3EG	6	9	25
U568-4EG	9	12	33
U568-5EG	12	15	42

16 gauge material

#### U568 Beam Clamp Safety Strap

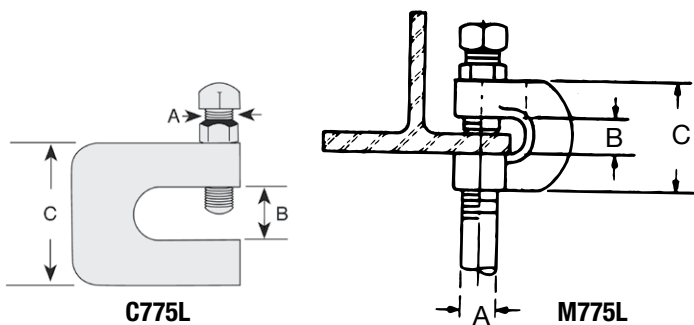


For U560 and U564 beam clamp.

Cat. No.	Beam Flange Width (in.)	A (in.)	Wt./C lb.
U568-6EG	6	9	24
U568-7EG	9	12	31
U568-8EG	12	15	44

16 gauge material

#### C775L / M775L Clamp with Lock Nut



#### Standard Finish - Electrogalvanized (EG)

Malleable Iron (M775L)

Carbon Steel (C775L)

Cat. No.	Pipe Size (in.)	Dimensions			Wt./C lb.	Design Load, lb.
		A (in.)	B (in.)	C (in.)		
C775L-3/8EG	3/8	3/8	3/8	3/4	38	400
C775L-1/2EG	1/2	3/8	3/8	3/4	39	500
C775L-5/8EG	5/8	1/2	1/2	3/4	60	550
C775L-3/4EG	3/4	5/8	5/8	3/4	69	600
C775L-7/8EG	7/8	3/4	3/4	1	184	900
M775L-3/8EG	3/8	3/8	3/4	1-3/4	27	400
M775L-1/2EG	1/2	1/2	3/4	1-3/4	35	400
M775L-5/8EG	5/8	5/8	3/4	2	52	440
M775L-3/4EG	3/4	3/4	3/4	2	63	500

Materials	HDG(C)	EG(C)	(No suffix)	SS6(C)
	→ Hot-Dipped Galvanized	→ Electrogalvanized	→ GoldGalv®	→ Stainless Steel 316