



















J-Line™ Interconnection Systems

30–200/270 Amp (30–200A Load Breaking), Maximum 600VAC/250VDC
Load-Breaking Receptacles, Plugs, Connectors and Inlets

Receptacle Mounting Options — J-Line™ Construction

Progressive Assembly

MOUNTING STYLE	TO ORDER USE:	CURRENT RATING			
		30 AMP	60 AMP	100/150 AMP	200/270 AMP
Standard Series JRFA/JRSA <input type="checkbox"/> 	 Receptacle +  Vertical or Square Mount Box +  Angle Adapter	Basic Receptacle* + JB3-B100 1" Std. Conduit Size + JAA3 (20°) or JAA3-45 (45°)	Basic Receptacle* + JB6-B150 1½" Std. Conduit Size + JAA6-AB6 (20°) or JAA6-45 (45°)	Basic Receptacle* + JB10-B200 2" Std. Conduit Size + JAA10 (20°) or JAA10-45 (45°)	Basic Receptacle* + JB20 3" Std. Conduit Size + JAA20 (20°) or JAA20-45 (45°)
Series JRFR/JRSR <input type="checkbox"/> Straight 	 Receptacle +  Vertical Mount Box +  Straight Adapter	Basic Receptacle* + JB3-B100 1" Std. Conduit Size + JRA3	Basic Receptacle* + JB6-B150 1½" Std. Conduit Size + JRA6-AB6	Basic Receptacle* + JB10-B200 2" Std. Conduit Size + JRA10	Basic Receptacle* + JB20 2½" Std. Conduit Size + JRA20
Series JRFB/JRSB <input type="checkbox"/> 	 Receptacle +  30° Angle Adapter	Basic Receptacle* + JAAB3	Basic Receptacle* + JAAB6	Basic Receptacle* + JAAB10	Basic Receptacle* + JAAB20
Series JRFE/JRSE <input type="checkbox"/> 	 Receptacle +  Angle Enclosure	Basic Receptacle* + JE3 1" Std. Conduit Size	Basic Receptacle* + JE6 1½" Std. Conduit Size	Basic Receptacle* + JE10 2" Std. Conduit Size	N/A
Series JRFH/JRSH <input type="checkbox"/> Horizontal 	 Receptacle +  Horizontal Mount Box +  Angle Adapter	Basic Receptacle* + JB3-B100 1" Std. Conduit Size + JAA10 (20°)	N/A	N/A	N/A

* Select appropriate receptacle by rating, configuration and voltage on [page H-349](#).

Note: JRXX 3rd letter denotes Flap (F) or Screw (S) Cover.

EX: JRSA — Screw Cover

JRFA — Flap Cover

JRF — Flap Cover, Basic Receptacle

JRS — Screw Cover, Basic Receptacle