

## Surface Raceway and Lighting Systems

### Electrical Raceway

#### Series 800 Surface Raceway and Lighting Systems

Superstrut® channel together with snap-in closure strip is listed by Underwriters Laboratories as a surface metal raceway. Other accessories listed by Underwriters Laboratories are identified on the drawings.

#### Electrical Applications


##### Column A

Suitable for number of wires indicated when used as a raceway. Also suitable for number of wires indicated when installed to support and supply electric discharge type fixtures when raceway wiring is suitable for not less than 75° C.

##### Column B

Suitable for number of wires indicated when used as a raceway. Also suitable for number of wires indicated when installed to support electric discharge type fixtures when clearance of not less than 1/8" is provided between raceway and fixture and when wiring is suitable for 75° C.

GoldGalv® hardware finish is standard for all Superstrut® products. This is a multi-process finish of electro-plated zinc, followed by gold-colored trivalent chromium coating to give excellent corrosion resistance and a superior paint base. See **pages B-106-B-107** for a complete description of the GoldGalv® hardware finish. GoldGalv® hardware finish will be furnished if no other finish is specified.



##### Materials:


Superstrut® electrical raceway, fixture hanging channel, closure strip and accessories are cold formed from hot-rolled strip steel.

##### Design Data:

Deflections at various hanger rod spacings for raceway channels, based on 40 to 45 lbs. per fixture.

##### UL LISTED CHANNELS

|           |         |
|-----------|---------|
| A-1200    | B-1200  |
| A-1200-KO | B1200AL |
| A-1200 AL | B-1400  |
| A-1200 PG | C-1200  |
| A-1400    | E-1200  |
| A-1400-KO | H-1200  |
| A-1400 SS |         |



| CHANNEL | DEFLECTION AT |        |           |
|---------|---------------|--------|-----------|
|         | AT 10 FT.     | 12 FT. | AT 14 FT. |
| A-1200  | 1/4"          | 1/2"   | 3/4"      |
| C-1200  | 3/8"          | 3/4"   | *         |
| A-1400  | 3/8"          | 3/4"   | *         |

|        | DEFLECTION CHANNEL AT 7 FT. |       |          |
|--------|-----------------------------|-------|----------|
|        | AT 6 FT.                    |       | AT 9 FT. |
| B-1200 | 3/8"                        | 9/16" | 5/8"     |
| B-1400 | 1"                          | 1/2"  | *        |

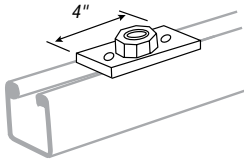
\*Not recommended for this spacing

##### Maximum Number of Wires

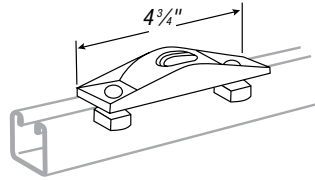
| AVG | RACEWAY WITH OR WITHOUT KO |    |                  |   |        |    |                  |    |
|-----|----------------------------|----|------------------|---|--------|----|------------------|----|
|     | A-1200<br>A-1400           |    | B-1200<br>B-1400 |   | C-1200 |    | E-1200<br>H-1200 |    |
|     | A                          | B  | A                | B | A      | B  | A                | B  |
| 14  | 6                          | 10 | 4                | 6 | 5      | 10 | 6                | 10 |
| 12  | 6                          | 10 | 3                | 6 | 4      | 10 | 6                | 10 |
| 10  | 5                          | 8  | —                | — | 4      | 6  | 5                | 8  |
| 8   | 4                          | 6  | —                | — | 3      | 4  | 4                | 6  |
| 6   | 2                          | 3  | —                | — | 2      | 2  | 2                | 3  |



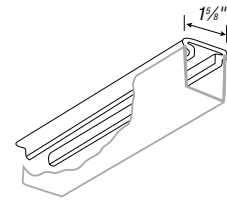
## Surface Raceway and Lighting Systems



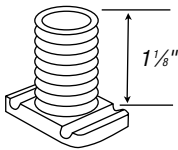
**AB803\***  
Cast Conduit Connector  
To connect 1/2" or 3/4" conduit to raceway channel — Furnished complete with stud nuts & hex nuts. Part has removable bushing to increase size from 1/2" to 3/4".



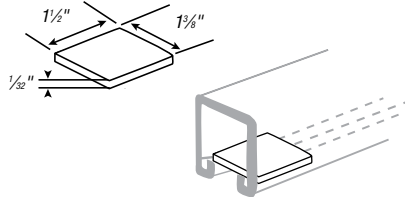
**AB815**  
Swing Connector  
Nuts & bolts to clamp to channel included. For 1/2" or 3/4" conduit.



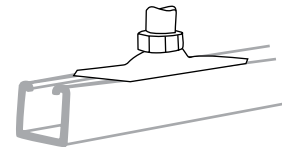
**AB-844\*** Steel Closure Strip  
**AB-844-PC\*** Plastic Closure Strip  
When used as a raceway channel, it is normally installed with the slot up and after wiring is complete, the closure strip is installed. For all channels. Standard lengths 10 ft.



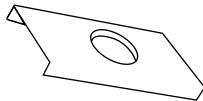
**AB-866**  
1/2" Pipe thread



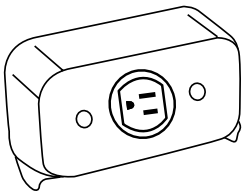
**AB868**  
Fiber Retainer for cables  
until closure strip is installed.



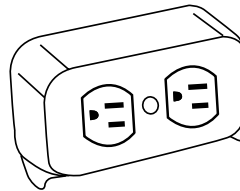
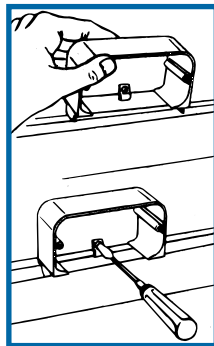
**AB885**  
15° Swivel  
Nuts and bolts to clamp to channel included. For 1/2" or 3/4" conduit.



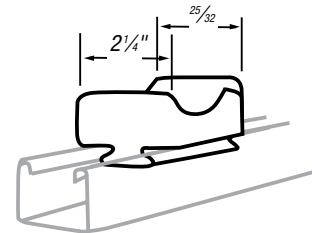
**AB867\***  
Spacer Clevis  
For use with AB-866 wiring stud nuts.



**AB887\***  
Single Outlet  
Complete unit including housing, standard SINGLE 3-wire, 15 Amp, 125 Volt, NEMA ground receptacle and cover plate.



**AB888\***  
Duplex Outlet  
Complete unit including housing, standard DUPLEX 3-wire, 15 Amp, 125 Volt, NEMA ground receptacle and cover plate.



**AB-880 AB-881**  
3" and 4" Porcelain Saddles

| CAT. NO. | MAX. CABLE DIAM. (IN.) | STD. CTN. |
|----------|------------------------|-----------|
| AB-880   | 3                      | 3         |
| AB-881   | 4                      | 4 1/2     |

## Overview

### Finishes (continued)

#### GoldGalv®

The standard GoldGalv® finish is made up of a multi-step electrogalvanizing and zinc trivalent chromium process. The trivalent chromium finish is applied over the zinc, producing a chemically bonded non-porous barrier for protection from moisture and air. The .5 mil electro-plated zinc and gold trivalent chromium finish provides all of the features and protection of hexavalent chromium without the use of the chemical.

#### SilverGalv® (Suffix EG)

Often referred to as “zinc plated” or “electroplated zinc,” the steel and .5 mils of zinc are bonded by an electrolysis process. This is the identical process used in the Superstrut Goldgalv® finish without the numerous benefits of the gold-colored trivalent chromium conversion coat (see GoldGalv® finish for more information). Electrogalvanizing is most commonly applied to small fittings, hardware and threaded products.

#### Green or White Urethane Powder Coated (Suffix GR or WH)

Urethane powder resins are applied electrostatically to the steel after fabrication. Once the material is completely covered with the powder-form urethane, it proceeds through a 400° baking process for ten minutes, creating a chemical bond. This results in a minimum of 1.5 mil thickness of urethane coating, providing excellent resistance to chipping or peeling.

#### Pregalvanized (Suffix PG)

A zinc coating is applied by hot-dipping the steel coil at the mill prior to fabrication. Once the material is worked by roll-forming, cutting or punching, minimal protection is provided for raw edges. This weakness is typical with pre-coated material and affects the channel section around holes, extreme ends and the edges of the “U” shape lips. Superstrut pregalvanized material is in conformance with ASTM A-525/G-90 specification standards, representing 0.90 ounces of zinc per square foot of steel. This finish is often referred to as “hot-dipped mill galvanized” or “mill galvanized.”

#### Hot-Dipped Galvanized (Suffix HDG)

The material is zinc coated after fabrication, providing total product protection on all surfaces. The fabricated channel or fitting is suspended and then dipped into tanks of hot zinc for a prolonged period, creating a coherent bond. The result is superior corrosion resistance as compared to pregalvanized material. Hot-dipped galvanizing is not recommended for threaded products, because the thickness of the zinc coating will often disrupt the threads. Superstrut hot-dipped galvanized is in conformance with ASTM Specifications A-123 (formerly A-386) and A-153. Superstrut channels maintain a minimum 1.5 ounces of zinc per square foot of steel or 2.5 mils (ASTM A-123, Thickness Grade 65). This finish is also referred to as “hot-dipped galvanized after fabrication.”

#### PVC Coated (Suffix PVC)

A polyvinyl chloride (PVC) plastic coating is fused to the channel, fitting or accessory after fabrication by immersing the part in fluidized PVC tanks. The fused-melt mixed powder PVC coating thickness is 15 mils (.015”) plus or minus five mils. PVC material is a thermoplastic and will soften in high temperature. An inherent weakness with PVC coatings occurs when field alterations are applied, such as cutting or drilling. These acts disrupt the sealed PVC product and warrant field touch-up. Thomas & Betts cannot be held responsible for field-altered PVC coated products.

#### Copper Plated (“T” inserted as the second digit of the part number; Example: CTL-710-2)

Plain steel proceeds through a series of rinse tanks to clean the material surface. Once cleaned, the fabricated part is etched by dipping into an acid pickle bath to prepare the surface for adhesion. Copper is electrically applied by submerging in a copper bath. To seal the finish, the product continues to a sealer tank and is then dried by forced hot air.

#### Black (Suffix B)

A black finish is raw steel with only a light oil finish as supplied by the steel manufacturer. There is no protection against red rust.

#### Stainless Steel (Suffix SS)

Superstrut channel is supplied in type 304 stainless steel when required. Type 316 stainless steel may be available upon request.

#### Aluminum (Suffix AL)

Superstrut channel and hardware are available in aluminum.

**Warning:** Load tables, charts and design criteria provided in this catalog are intended as guides only. Selection of proper product, installation intervals, erection and placement are the responsibility of the user.

Superstrut® products are intended to be used for the support and bracing of fixtures, cable, pipe and conduit. Improper use or installation may result in injury to persons or damage of property.

Material and finish specifications are subject to change without notice.

