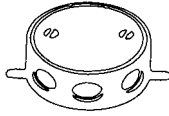




TR11-4B
TR14-4B

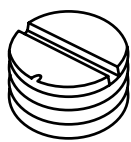


TR11-6B
TR14-6B

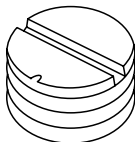
1½" deep with closure plugs and TRC blank covers for use as a junction box.

4" Round Outlet Boxes with Covers

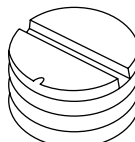
Cat. No.	Cubic In.	Description					Finish	Std. Ctn.
		No. of Holes	No. of Plugs	Outlet Dia.	Mounting Methods			
1½" deep with Closure Plugs and Blank Covers for use as a junction box								
TR11-4B	12.0	5	4	½"	Lugs	Gray	24	
TR11-6B	12.5	7	2	½"	Lugs	Gray	24	
TR14-4B	13.0	5	4	¾"	Lugs	Gray	24	



PC-1/2-PL



PC-3/4-PL



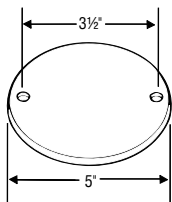
PC-1-PL

Used with outlet boxes to seal off unused outlets.

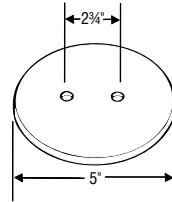
Closure Plugs

Cat. No.	Description	Finish	Std. Ctn.
PC-1/2-BR	½" N.P.T. Plug	Bronze	1000
PC-1/2-PL	½" N.P.T. Plug	Gray	1000
PC-1/2-WH	½" N.P.T. Plug	White	1000
PC-3/4-PL	¾" N.P.T. Plug	Gray	500
PC-1-PL	1" N.P.T. Plug	Gray	500

U.L. Listed E-53977
CSA Certified LR-18685



CF5



CF525

Ceiling Box Covers

Cat. No.	Description	Finish	Packaging	
			Box	Std. Ctn.
CF5	Flat, for 4" box (beveled edge)	White	1	15
CF525	Flat, for 3½" box (beveled edge)	White	1	15