
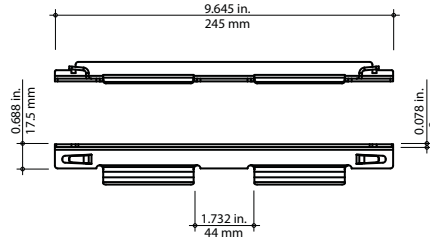


Splices

Quick Splice



Dimensions



Connect straight lengths up to 24 in. wide using only two quick splices – no other components required. Simply bend tabs down and lock into position using pliers. Compatible with all profiles, the Quick Splice is available in pregalvanized steel, hot-dipped galvanized steel and stainless steel (Type 316).

EXPRESS TIP

Refer to page C37 for application example.



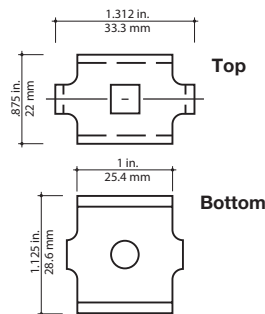
Tool required: pliers

Cat. No.	Material	Weight	
		lb./ea.	kg/ea.
ETH-QSP-PG	Pregalvanized Steel	0.30	0.14
ETH-QSP-HD	Hot-dipped Galvanized Steel		
ETH-QSP-S6	Stainless Steel (Type 316)		

Universal Splice



Dimensions



The most widely used connection method for non-radiused bends or joints, the universal splice is compatible with all profiles and is available in electro-galvanized and hot-dipped galvanized steel as well as stainless steel (types 304 and 316).

EXPRESS TIP

Refer to pages C37, C38, C41, C42 and C44 for application examples.



Tool required: 10mm nut driver

Cat. No.	Material	Weight	
		lb./ea.	kg/ea.
ETH-SP-EG	Electrogalvanized Steel	0.13	0.06
ETH-SP-HD	Hot-dipped Galvanized Steel		
ETH-SP-SS	Stainless Steel (Type 304)		
ETH-SP-S6	Stainless Steel (Type 316)		