






Load Feeders and Motor Starters for Use in the Control Cabinet

SIRIUS 3RA1 Load Feeders

Accessories

Accessories for 3RA1 direct-on-line and reversing starters

	For motor starter protectors Size	For contactors Size	Version	DT	Article No.	Price per PU	PU (UNIT, SET, M)	PS*	PG
Accessories, adapters and link modules for Cage Clamp terminals									
 3RA1911-2A + 8US1051-5CM47	S00	--	Link modules, Cage Clamp terminals Electrical connection between motor starter protector and contactor (1 pack = 10 units)	▶	3RA1911-2A		1	10 units	41B
	S00	--	Link modules, Cage Clamp terminals with mechanical connections Mechanical and electrical connection between motor starter protector and contactor (1 pack = 10 units)	▶	3RA1911-2E		1	10 units	41B
		--	Standard mounting rail adapters For Cage Clamp terminals with 2 standard mounting rails, one is movable, 45 mm wide	▶	3RA1922-1L		1	5 units	41B
		--	Busbar adapters 45 mm wide, 182 mm long, adapted for motor starter protectors with Cage Clamp terminals. If there is an additional contactor, a further standard mounting rail must be fitted.	▶	8US1051-5CM47		1	1 unit	140
		--	Standard mounting rails 35 mm Plastic incl. fixing screws (1 pack = 10 units)	A	8US1998-7CA15		1	10 units	140
 3RA1911-2E									
Push-in lugs for screw fixing									
 3RB1900-0B	S00, S0	--	For 3RV1 motor starter protectors: 2 units each required, for 3RA1 fuseless load feeders: 1 unit each required, for AS-Interface device holder: 2 units each required (1 pack = 10 units)	A	3RB1900-0B		100	10 units	41F
Busbar adapters									
 8US1251-5DM07	S00, S0	S00, S0	45 mm wide, 182 mm long for busbars	40	▶	8US1051-5DM07	1	1 unit	140
				60	▶	8US1251-5DM07	1	1 unit	140
	S2	S2	55 mm wide, 242 mm long including screw and spacer	40	▶	8US1061-5FP08	1	1 unit	140
				60	▶	8US1261-5FP08	1	1 unit	140
Device holders									
 8US1250-5AM00	S00, S0	S00, S0	With standard mounting rail, without connecting cables 45 mm wide, 182 mm long for busbars	40	▶	8US1050-5AM00	1	1 unit	140
				60	▶	8US1250-5AM00	1	1 unit	140
	S0	S0	55 mm wide, 182 mm long	40	▶	8US1060-5AM00	1	1 unit	140
				60	▶	8US1260-5AM00	1	1 unit	140
S2	S2	55 mm wide, 242 mm long including screw and spacer	60	▶	8US1260-5AP00	1	1 unit	140	