



# General duty 400 amp

Switch catalog number		Line base assembly <sup>1) 2) 3)</sup>	Load base assembly <sup>1) 2) 3)</sup>	Handle / handle guard	Mechanism assembly	Wire grips assembly <sup>1)</sup>	Neutral assembly
Type 1	Type 3R						
<b>Fusible</b>							
GF225N GF225NH GF325N GF325NH	GF225NR GF225NRH GF325NR GF325NRH	HFB65	HBB656	HH65678	HM65	HL65678	HN656
<b>Non-Fusible</b>							
GNF325	—	HNB65	—	HH65678	HM65	HL65678	HN656

- 1) One wire grip per kit (One wire grip needed for each line pole and each load pole).
- 2) Wire grips are not provided on line and load base assemblies.
- 3) Each line and load base assembly contains one pole.



# General duty 600 amp



Switch catalog number		Line base assembly <sup>1) 2) 3)</sup>	Load base assembly <sup>1) 2) 3)</sup>	Handle / handle guard	Mechanism assembly	Wire grips assembly <sup>1)</sup>	Neutral assembly
Type 1	Type 3R						
<b>Fusible</b>							
GF226N	GF266NR	HFB66	HBB656	HH65678	HM66	HL65678	HN656
GF226NH	GF226NRH						
GF326N	GF326NR						
GF326NH	GF326NRH						
<b>Non-Fusible</b>							
GNF326	—	HNB66	—	HH65678	HM66	HL65678	HN656

1) One wire grip per kit (Two wire grips needed for each line pole and each load pole).  
 2) Wire grips are not provided on line and load base assemblies.  
 3) Each line and load base assembly contains one pole.

# Heavy duty 400 amp

Switch catalog number		Type 4/4X	Type 12	Line base assembly 1) 2)	Load base assembly 1)	Handle / handle guard	Mechanism assembly	Wire grips assembly 3)	Neutral assembly 2)
Type 1	Type 3R								
<b>240 and 600 Volts Fusible</b>									
HF225N	HF225NR	HF325S <sup>1)</sup>	HF325J	HFB65	HBB656	HH65678 <sup>4)</sup>	HM65	HL65678	HN656
HF225NH	HF225NRH	—	—						
HF265	HF265R	HF265S <sup>1)</sup>	HF265J						
HF325N	HF365NR	HF365S <sup>1)</sup>	HF365J						
HF325NH	HF325NRH	—	—						
HF365	HF365R	—	—						
HF365H	HF365RH	—	HF365JW						
HF365N	HF365NR	—	—						
<b>600 Volts Non-Fusible</b>									
HNF265	HNF265R	HNF265S <sup>1)</sup>	HNF265J	HNB65	—	HH65678 <sup>4)</sup>	HM65	HL65678	HN656
HNF365	HNF365R	HNF365S <sup>1)</sup>	HNF365J						
—	—	—	HNF365JW						

1) Single pole line and load base assemblies do not include wire grips.

2) Line base assembly does not include neutral assembly.

3) One wire grip per kit.

4) For Type 4/4X switches, place an "S" on the end of the catalog number for the replacement handle and mechanism. i.e: HH65678 becomes HH65678S.

5) Note: For a replacement door, place "DOOR" at the end of the switch catalog number. i.e: HF225NDOOR.

Neutral assembly




Mechanism assembly



Wire grip assembly



Handle/handle guard



Replacement door<sup>5)</sup>




Load side base assembly



Line side base assembly



# Heavy duty 600 – 1200 amp (600A shown)



Switch catalog number				Line base assembly 1) 2)	Load base assembly 1) 2)	Handle / handle guard	Mechanism assembly	Wire grips assembly 3)	Neutral assembly
Type 1	Type 3R	Type 4/4X	Type 12						
<b>600 Amp</b>									
HF226N	HF226NR	HF266S <sup>4)</sup>	HF266J	HFB66	HBB656	HH65678 <sup>4)</sup>	HM66	HL65678	HN656
HF226NH	HF226NRH	HF326S <sup>4)</sup>	HF326J						
HF266	HF266R	HF366S <sup>4)</sup>	HF366J						
HF326N	HF366NR	—	HF366JW						
HF326NH	HF326NRH	—	—						
HF366	HF366R	—	—						
HF366H	HF366RH	—	—						
HF366N	HF366NR	—	—						
HNF266	HNF266R	HNF266S <sup>4)</sup>	HNF266J	HNB66	—				
HNF366	HNF366R	HNF366S <sup>4)</sup>	HNF366J						
<b>800 Amp</b>									
HF227N	HF227NR	HF327S <sup>4)</sup>	HF327J	HFB67A	HBB67A	HH65678 <sup>4)</sup>	HM67A	6)	HN678
HF327N	HF327NR	HF367S <sup>4)</sup>	HF367J						
HF367	HF367R	—	—						
H367N	HF367NR	—	—						
HNF367	HNF367R	HNF367S <sup>4)</sup>	HNF367J	HNB67A	—				
<b>1200 Amp</b>									
HF228N	HF228NR	—	—	HFB68	HBB68	HH68 <sup>4)</sup>	HM678	6)	HN678
HF328N	HF328NR	—	—						
HF368	HF368R	HF368S <sup>4)</sup>	HF368J						
HF368N	HF368NR	—	—						
HNF368	HNF368R	HNF368S <sup>4)</sup>	HNF368J	HNB678	—				

1) Wire grips are not provided on 600A line and load base assembly.  
 2) Each line and load base assembly contains one pole.  
 3) One wire grip per kit (two wire grips needed for each 600A line pole and each 600A load pole).  
 4) For Type 4/4X switches, place an "S" on the end of the catalog number for the replacement handle i.e.: HH65678 becomes HH65678S.  
 5) Note: For a replacement door, place "DOOR" at the end of the switch catalog number. i.e.: HF226NDOOR.  
 6) Wire grips are included on 800 and 1200A line and load bases.