

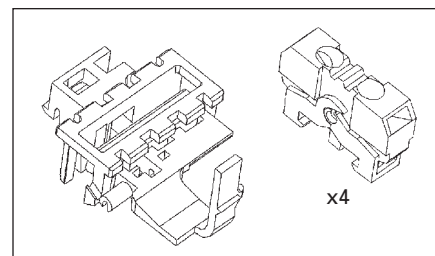
# VL Circuit Breakers

SELECTION

## Internal Accessories for MG 800A, NG 1200A, and PG 1600A Frames

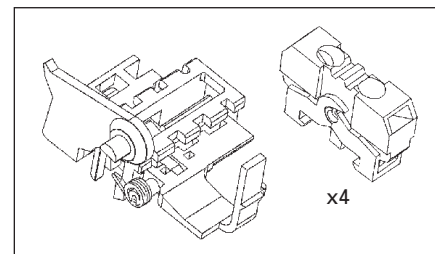
### Auxiliary Switch and Alarm Switch Combination Kits

Description	Mounting Pocket <sup>Ⓞ</sup>	Catalog Number	List Price \$
2 Aux. + 2 Alarm Switches 2A + 2B Bases AMBP2	Left Pocket Only	ASKP3	
4 Aux. Switches 2A + 2B Bases AMBP1	Left, Right, Neutral	ASKP4	



### Auxiliary/Alarm Switch Mounting Base Only

Description	Mounting Pocket	Catalog Number	List Price \$
Up to 4 Auxiliary Switches	Left, Right, Neutral	AMBP1	
2 Aux. + 2 Alarm Switches	Left Pocket Only	AMBP2	



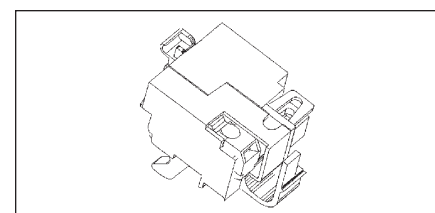
### Auxiliary/Alarm Switch Only

Common to EG - PG Frames

Description	Catalog Number	List Price \$
1 Normally Open Contact (1A)	ASWPA	
1 Normally Closed Contact (1B)	ASWPB	

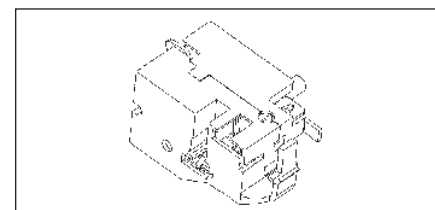
### Shunt Trips

Description	Mounting Pocket	Catalog Number	List Price \$
24 VDC	Right Pocket Only	STRPB24DC	
48-60 VDC		STRPC60DC	
110-127 VDC		STRPD125DC	
220-250 VDC		STRPE250DC	
48-60 VAC		STRPM60	
110-127 VAC		STRPN120	
208-277 VAC		STRPS277	
380-600 VAC		STRPV600	



### Undervoltage Release

Description	Mounting Pocket	Catalog Number	List Price \$
12 VDC	Right Pocket Only	UVRPA12DC	
24 VDC		UVRPB24DC	
48 VDC		UVRPC48DC	
60 VDC		UVRPG60DC	
110-127 VDC		UVRPD125DC	
220-250 VDC		UVRPE250DC	
110-127 VAC		UVRPN120	
220-250 VAC		UVRPR240	
208 VAC		UVRPP208	
277 VAC		UVRPS277	
380-415 VAC		UVRPT415	
440-480 VAC		UVRPU480	
600 VAC		UVRPV600	



'A' refers to a normally open contact (open when the breaker contacts are open).

'B' refers to a normally closed contact (closed when the breaker contacts are open).

Ⓞ Refer to the "Accessory Locations" chart for guidelines and limitations about which pockets may be used for accessory combinations.

External Accessories pages 11-1 through 11-15