

Clamp Backs & Conduit Spacers

For Rigid Conduit, IMC & EMT

Clamp Backs

Use:

Provides spacing from mounting surface when used with malleable iron pipe straps.

Material:

Malleable Iron

Finish:

Hot Dip Galvanized

Third Party Certification:

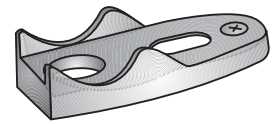


CSA Certified: 009795

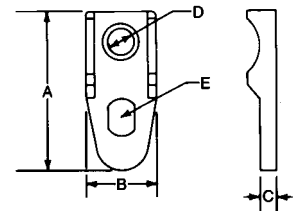
Applicable Third Party Standards:

CSA Standard: C22.2 No. 18

Trade Size (inches)	Catalog Number	Dimensions in Inches				
		A	B	C	D	E
1/2	141G	1 1/16	1 1/16	1/4	3/8	3/8 x 1/2
3/4	142G	2 1/2	1 1/8	1/4	3/8	9/16 x 7/16
1	143G	3 3/16	1 3/16	3/16	3/8	9/16 x 7/16
1 1/4	144G	3 11/16	1 7/16	5/16	1/2	9/16 x 17/32
1 1/2	145G	3 9/16	1 1/2	3/16	9/16	19/32 x 23/32
2	146G	5 5/8	2	3/8	9/16	5/8 x 13/16
2 1/2	147G	5 3/4	2 1/2	3/8	1/32	5/8 x 1 1/8
3	148G	7 1/8	2 13/16	3/8	15/32	5/8 x 1 1/8
3 1/2	149G	8	3 3/32	7/16	15/32	1 1/16 x 1 11/32
4	150G	8 3/4	3 3/16	3/8	15/32	23/32 x 1 17/32
5	151G	10 1/16	3 11/16	1/2	17/32	27/32 x 1 5/16
6	152G	12	3 3/16	9/16	9/16	1 1/4 x 2



Clamp Back



Conduit Spacers

Use:

For use with malleable iron pipe straps and clamp back, to provide additional spacing between conduit and mounting surface.

Features:

- Spacers fit snugly under clamp back and makes possible additional spacing away from the mounting surface. Spacers can stack up into each other so that conduit can be installed at any desired distance from walls or ceilings.

Materials:

Malleable Iron

Finish:

Hot Dip or Mechanical Galvanized

Third Party Certification:

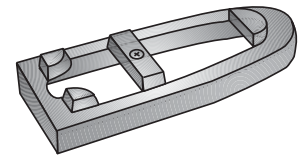


CSA Certified: 009795

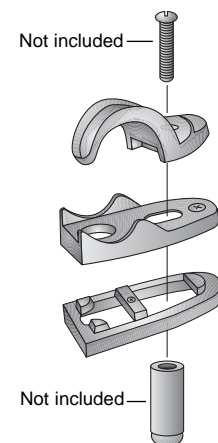
Applicable Third Party Standards:

CSA Standard: C22.2 No. 18

Trade Size (inches)	Catalog Number	Dimensions in Inches		
		Length	Width	Thickness
1/2	141-NG	2 1/2	1 1/16	1/4
3/4	142-NG	2 1/2	1 1/8	1/4
1	143-NG	3 3/16	1 3/16	1/4
1 1/4	144-NG	3 3/4	1 1/4	1/4
1 1/2	145-NG	3 9/16	1 9/16	1/4
2	146-NG	5 5/16	2 3/16	1/4
2 1/2	147-NG	5 13/16	2 9/16	3/8
3	148-NG	7 3/16	2 13/16	3/8
3 1/2	149-NG	8	3 1/4	3/8
4	150-NG	8 3/4	3 7/16	3/8



Nest Back Fitting



Typical Installation