

# RING-TITE / ENVIRO-TITE PIPING SYSTEMS

Ring-Tite  
4" - 60" (100mm - 1500mm)  
Enviro-Tite  
4" - 15" (100mm - 375mm)

## Ring-Tite® Enviro-Tite®

Ring-Tite and Enviro-Tite piping systems are DR35 and DR28 sewer pipes manufactured to demanding ASTM and CSA standards. The two products are identical except for Enviro-Tite having a minimum recycled material content of 50%. Both products have tight joints that can withstand well in excess of both the ASTM and CSA requirements.

### APPLICATIONS

- Gravity Flow Sanitary Sewers
- Storm Sewers
- Sewer Laterals
- Industrial Effluent Lines

### STANDARDS

#### RING-TITE



B182.2



3624-130/135

ASTM  
MEMBER

D3034 & F679

#### ENVIRO-TITE



B182.7



3624-130/135

ASTM  
MEMBER

F1760

### ADVANTAGES

#### 1 Corrosion-proof Performance

IPEX Ring-Tite and Enviro-Tite systems are immune to corrosion from aggressive soils and galvanic action. In addition, H<sub>2</sub>S and other aggressive chemicals common in sanitary sewage have no effect.

#### 2 Tight Joints & Lower Treatment Costs


Eliminate infiltration and exfiltration. Ring-Tite and Enviro-Tite joints easily outperform concrete and corrugated PE joints.

#### 3 Third-Party Certification

IPEX Ring-Tite and Enviro-Tite systems are certified to CSA B182.2. Third party certification is your verification that the product will perform as stated.

#### 4 High Flow Capacity

IPEX's PVC pipe and fittings are manufactured with smooth inner walls and provide systems with a Manning coefficient of 0.009, allowing for use of smaller diameters of pipe when compared to rough walled pipe.



Enviro-Tite®

## SHORT FORM SPECIFICATIONS

### GENERAL

Main line sewers will be PVC DR35 sewer pipe and shall be in compliance with ASTM D3034 or ASTM F1760 and third-party certified to CSA B182.2. Sewer laterals will be PVC DR28 sewer pipe and shall be third-party certified by CSA as above.

### JOINTS

Sealing gaskets must meet the requirements of ASTM D3034 or ASTM F1760 or CSA B182.2. In addition, the pipe joints must be able to withstand a minimum hydrostatic pressure of 50 psi (345 kPa) without leakage.

### PIPE STIFFNESS

The minimum ring stiffness shall be 46 psi (320 kPa) for DR35 pipe and 90 psi (625 kPa) for DR 28. This stiffness will be determined using the test methods prescribed by ASTM D3034 and ASTM F1760.

### FITTINGS

Injection-moulded gasketed PVC fittings shall meet the requirements of ASTM D3034 and ASTM F1336 and shall be certified to CSA B182.1 or CSA B182.2. Fabricated fittings must conform to ASTM F1336 and CSA B182.2.

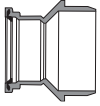



## DIMENSIONS

	Nominal Size		Average I.D.		Min Wall Thickness		Average O.D.	
	in	mm	in	mm	in	mm	in	mm
<b>DR35</b>								
	4	100	3.97	100.94	0.12	3.06	4.21	107.06
	5	135	5.32	135.08	0.16	4.09	5.64	143.26
	6	150	5.92	150.29	0.18	4.55	6.28	159.39
	8	200	7.92	201.16	0.24	6.10	8.40	213.36
	10	250	9.90	251.46	0.30	7.62	10.50	266.70
	12	300	11.79	299.36	0.36	9.07	12.50	317.50
	15	375	14.43	366.42	0.44	11.10	15.30	388.62
	18	450	17.63	447.87	0.53	13.57	18.70	475.01
	21	525	20.79	527.99	0.63	16.00	22.05	559.99
	24	600	23.39	594.00	0.71	18.00	24.80	630.00
	27	675	26.36	669.42	0.80	20.29	27.95	710.00
	30	750	30.17	766.36	0.91	23.22	32.00	812.80
	36	900	36.11	917.22	1.09	27.79	38.30	972.80
	42	1050	41.95	1065.72	1.27	32.29	44.50	1130.30
	48	1200	47.89	1216.56	1.45	36.87	50.79	1290.30
	54	1350	54.27	1378.49	1.64	41.77	57.55	1462.00
	60	1500	58.08	1475.48	1.76	44.71	61.61	1564.90
<b>DR28</b>								
	4	100	3.91	99.42	0.15	3.82	4.21	107.06
	5	135	5.24	133.02	0.20	5.12	5.64	143.26
	6	150	5.83	148.01	0.22	5.69	6.28	159.39

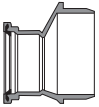


## PRODUCTION SELECTION CHART

Incraser	SP x G	Dimension		Product Code
		inches	mm	
	5 x 4	135 x 100	043729	
	6 x 4	150 x 100	043939	
	8 x 4	200 x 100	043621	
	8 x 6	200 x 150	043620	
	10 x 4	250 x 100	043368	
	10 x 6	250 x 150	043618	
	10 x 8	250 x 200	043622	
	12 x 6	300 x 150	043617	
	12 x 8	300 x 200	043616	
	12 x 10	300 x 250	043623	
	15 x 4	375 x 100	043369	
	15 x 6	375 x 150	043300	
	15 x 8	375 x 200	043370	
	15 x 10	375 x 250	043371	
	15 x 12	375 x 300	043615	
	18 x 8	450 x 200	043538	
	18 x 10	450 x 250	043678	
	18 x 12	450 x 300	043629	
	18 x 15	450 x 375	043539	
	21 x 12	525 x 300	*	
	21 x 15	525 x 375	043288	
	21 x 18	525 x 450	043673	
	24 x 12	600 x 300	043047	
	24 x 15	600 x 375	043048	
	24 x 18	600 x 450	043674	
	24 x 21	600 x 525	043675	
	27 x 12	675 x 300	043679	
27 x 15	675 x 375	*		
27 x 18	675 x 450	043289		
27 x 21	675 x 525	043676		
27 x 24	675 x 600	043677		

Incraser Coupling	G x G	Dimension		Product Code
		inches	mm	
	6 x 4	150 x 100	043882	
	8 x 4	200 x 100	043536	
	8 x 6	200 x 150	043535	
	10 x 6	250 x 150	043528	
	10 x 8	250 x 200	043531	
	12 x 6	300 x 150	043530	
	12 x 8	300 x 200	043532	
	12 x 10	300 x 250	043520	
	15 x 6	375 x 150	043931	
	15 x 8	375 x 200	043930	
	15 x 10	375 x 250	043533	
	15 x 12	375 x 300	043534	
	18 x 8	450 x 200	043690	
	18 x 10	450 x 250	043929	
	18 x 12	450 x 300	043293	
	18 x 15	450 x 375	043928	
	21 x 4	525 x 100	043927	
	21 x 8	525 x 200	043926	
	21 x 10	525 x 250	043925	
	21 x 12	525 x 300	043924	
	21 x 15	525 x 375	043923	
	21 x 18	525 x 450	043921	
	24 x 4	600 x 100	043920	
	24 x 6	600 x 150	043919	
	24 x 8	600 x 200	043918	
	24 x 10	600 x 250	043917	
	24 x 12	600 x 300	043916	
	24 x 15	600 x 375	043915	
	24 x 18	600 x 450	043914	
	24 x 21	600 x 525	043913	
27 x 12	675 x 300	*		
27 x 15	675 x 375	*		
27 x 18	675 x 450	*		
27 x 21	675 x 525	*		
27 x 24	675 x 600	*		

### Eccentric Incraser Sp x G

	6 x 4	150 x 100	043237
	10 x 4	250 x 100	043268
	10 x 5	250 x 135	043655
	10 x 6	250 x 150	043269
	10 x 8	250 x 200	043270
	12 x 4	300 x 100	043271
	12 x 5	300 x 135	043656
	12 x 6	300 x 150	043272
	12 x 8	300 x 200	043273
	12 x 10	300 x 250	043274
	15 x 4	375 x 100	043275
	15 x 6	375 x 150	043277
	15 x 8	375 x 200	043278
	15 x 10	375 x 250	043279
	15 x 12	375 x 300	043280
	18 x 4	450 x 100	043281
	18 x 6	450 x 150	043282
	18 x 8	450 x 200	043230
	18 x 10	450 x 250	043512
	18 x 12	450 x 300	043283
18 x 15	450 x 375	043284	
21 x 15	525 x 375	043285	
21 x 18	525 x 450	*	
24 x 18	600 x 450	*	
24 x 21	600 x 525	*	
27 x 21	675 x 525	*	
27 x 24	675 x 600	*	