

RING-TITE / ENVIRO-TITE PIPING SYSTEMS

Ring-Tite
4" - 60" (100mm - 1500mm)
Enviro-Tite
4" - 15" (100mm - 375mm)

Ring-Tite® Enviro-Tite®

Ring-Tite and Enviro-Tite piping systems are DR35 and DR28 sewer pipes manufactured to demanding ASTM and CSA standards. The two products are identical except for Enviro-Tite having a minimum recycled material content of 50%. Both products have tight joints that can withstand well in excess of both the ASTM and CSA requirements.

APPLICATIONS

- Gravity Flow Sanitary Sewers
- Storm Sewers
- Sewer Laterals
- Industrial Effluent Lines

STANDARDS

RING-TITE



B182.2



3624-130/135

ASTM
MEMBER

D3034 & F679

ENVIRO-TITE



B182.7



3624-130/135

ASTM
MEMBER

F1760

ADVANTAGES

1 Corrosion-proof Performance

IPEX Ring-Tite and Enviro-Tite systems are immune to corrosion from aggressive soils and galvanic action. In addition, H₂S and other aggressive chemicals common in sanitary sewage have no effect.

2 Tight Joints & Lower Treatment Costs


Eliminate infiltration and exfiltration. Ring-Tite and Enviro-Tite joints easily outperform concrete and corrugated PE joints.

3 Third-Party Certification

IPEX Ring-Tite and Enviro-Tite systems are certified to CSA B182.2. Third party certification is your verification that the product will perform as stated.

4 High Flow Capacity

IPEX's PVC pipe and fittings are manufactured with smooth inner walls and provide systems with a Manning coefficient of 0.009, allowing for use of smaller diameters of pipe when compared to rough walled pipe.



Enviro-Tite®

SHORT FORM SPECIFICATIONS

GENERAL

Main line sewers will be PVC DR35 sewer pipe and shall be in compliance with ASTM D3034 or ASTM F1760 and third-party certified to CSA B182.2. Sewer laterals will be PVC DR28 sewer pipe and shall be third-party certified by CSA as above.

JOINTS

Sealing gaskets must meet the requirements of ASTM D3034 or ASTM F1760 or CSA B182.2. In addition, the pipe joints must be able to withstand a minimum hydrostatic pressure of 50 psi (345 kPa) without leakage.

PIPE STIFFNESS

The minimum ring stiffness shall be 46 psi (320 kPa) for DR35 pipe and 90 psi (625 kPa) for DR 28. This stiffness will be determined using the test methods prescribed by ASTM D3034 and ASTM F1760.

FITTINGS

Injection-moulded gasketed PVC fittings shall meet the requirements of ASTM D3034 and ASTM F1336 and shall be certified to CSA B182.1 or CSA B182.2. Fabricated fittings must conform to ASTM F1336 and CSA B182.2.



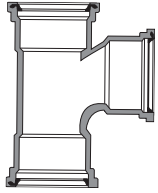
DIMENSIONS

	Nominal Size		Average I.D.		Min Wall Thickness		Average O.D.	
	in	mm	in	mm	in	mm	in	mm
DR35								
	4	100	3.97	100.94	0.12	3.06	4.21	107.06
	5	135	5.32	135.08	0.16	4.09	5.64	143.26
	6	150	5.92	150.29	0.18	4.55	6.28	159.39
	8	200	7.92	201.16	0.24	6.10	8.40	213.36
	10	250	9.90	251.46	0.30	7.62	10.50	266.70
	12	300	11.79	299.36	0.36	9.07	12.50	317.50
	15	375	14.43	366.42	0.44	11.10	15.30	388.62
	18	450	17.63	447.87	0.53	13.57	18.70	475.01
	21	525	20.79	527.99	0.63	16.00	22.05	559.99
	24	600	23.39	594.00	0.71	18.00	24.80	630.00
	27	675	26.36	669.42	0.80	20.29	27.95	710.00
	30	750	30.17	766.36	0.91	23.22	32.00	812.80
	36	900	36.11	917.22	1.09	27.79	38.30	972.80
	42	1050	41.95	1065.72	1.27	32.29	44.50	1130.30
	48	1200	47.89	1216.56	1.45	36.87	50.79	1290.30
	54	1350	54.27	1378.49	1.64	41.77	57.55	1462.00
	60	1500	58.08	1475.48	1.76	44.71	61.61	1564.90
DR28								
	4	100	3.91	99.42	0.15	3.82	4.21	107.06
	5	135	5.24	133.02	0.20	5.12	5.64	143.26
	6	150	5.83	148.01	0.22	5.69	6.28	159.39



Dimension		Product Code
inches	mm	

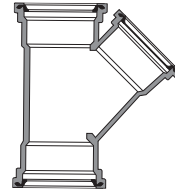
Tee Wye G x G x G



4	100	043156
6 x 4	150 x 100	043158
6	150	043449
8 x 4	200 x 100	043159
8 x 6	200 x 150	043160
8	200	043450
10 x 4	250 x 100	043693
10 x 6	250 x 150	043451
10 x 8	250 x 200	043452
12 x 4	300 x 100	043453
12 x 6	300 x 150	043454
12 x 8	300 x 200	043455
15 x 4	375 x 100	043456
15 x 6	375 x 150	043457
15 x 8	375 x 200	043458
18 x 4	450 x 100	043999
18 x 6	450 x 150	043459
18 x 8	450 x 200	043460
21 x 4	525 x 100	*
21 x 6	525 x 150	043116
21 x 8	525 x 200	*
24 x 4	600 x 100	043046
24 x 6	600 x 150	*
24 x 8	600 x 200	*
27 x 4	675 x 100	*
27 x 6	675 x 150	*

Dimension		Product Code
inches	mm	

45° Wye G x G x G



4	100	043304
5 x 4	135 x 100	043303
5	135	043305
6 x 4	150 x 100	043307
6	150	043306
8 x 4	200 x 100	043294
8 x 6	200 x 150	043296
8	200	043298
10 x 4	250 x 100	043311
10 x 6	250 x 150	043312
10 x 8	250 x 200	043313
10	250	043308
12 x 4	300 x 100	043319
12 x 6	300 x 150	043276
12 x 8	300 x 200	043314
12 x 10	300 x 250	043315
12	300	043309
15 x 4	375 x 100	043320
15 x 6	375 x 150	043153
15 x 8	375 x 200	043316
15 x 10	375 x 250	043317
15 x 12	375 x 300	043318
15	375	043310
18 x 4	450 x 100	043904
18 x 6	450 x 150	043903
18 x 8	450 x 200	043902
18 x 10	450 x 250	043362
18 x 12	450 x 300	043363
18 x 15	450 x 375	043901
18	450	043900
21 x 4	525 x 100	043899
21 x 6	525 x 150	043898
21 x 8	525 x 200	043897
21 x 10	525 x 250	043896
21 x 12	525 x 300	043895
21 x 15	525 x 375	043894
21 x 18	525 x 450	043893
21	525	043467
24 x 4	600 x 100	043488
24 x 6	600 x 150	043364
24 x 8	600 x 200	043799
24 x 10	600 x 250	043892
24 x 12	600 x 300	043042
24 x 15	600 x 375	043554
24 x 18	600 x 450	043041
24 x 21	600 x 525	*
24	600	043040
27 x 4	675 x 100	043551
27 x 6	675 x 150	043787
27 x 8	675 x 200	043549
27 x 10	675 x 250	043890
27 x 12	675 x 300	*
27 x 15	675 x 375	*
27 x 18	675 x 450	*
27 x 21	675 x 525	*
27 x 24	675 x 600	*
27	675	*