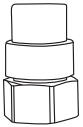
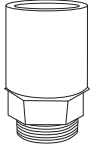


PRODUCT SELECTION CHART


	Nominal Pipe Size (inches)	Product Code
Female Threaded Adapter Sp x Bronze FNPT	1/2	359820
	3/4	359821
	1	359822




	Nominal Pipe Size (inches)	Product Code
Male Threaded Adapter Soc x Bronze MNPT	1/2	359811
	3/4	359812
	1	359813
	1-1/4	359814
	1-1/2	359815
	2	359816



	Nominal Pipe Size (inches)	Product Code
Male Threaded Adapter Sp x Brass MNPT	1/2	359823
	3/4	359824
	1	359825

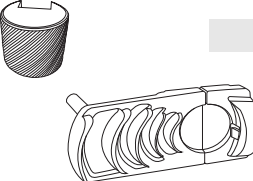


	Nominal Pipe Size (inches)	Quantity	Product Code
True Union Ball Valve Soc x Soc	1/2	12	359000
	3/4	20	359001
	1	25	359002
	1-1/4	32	359003
	1-1/2	40	359004
	2	50	359005




Rated to 232 psi @ 73°F
Rated to 72 psi @ 160°F

	Nominal Pipe Size (inches)	Product Code
Beveling Tools	1/2, 3/4, 1	359044
	1-1/4 to 4	359062




	Description imperial	Description metric	Product Code
AquaRise One-Step Cement**	Pint	473 ml	359086
	Quart	946 ml	359092
	Gallon	3785 ml	359091




**FOR USE ON 1/2" TO 2"

	Description imperial	Description metric	Product Code
AquaRise Two-Step Cement w/Primer***	Quart	946 ml	359087
	Gallon	3785 ml	359093




***FOR USE ON 2-1/2", 3" & 4"
Cement products come complete with Primer as required plus extra daubers

	Nominal Pipe Size (inches)	Product Code
Can-Mate Daubers (with telescoping stem)	CM-75 (pipe sizes 1/2" - 1-1/4")	074436
	CM-150 (pipe sizes 1-1/2" - 3")	074437



	Nominal Pipe Size (inches)	Product Code
Cap Daubers	DP 50 (pipe sizes 1/2" - 1")	074455
	DP 150 (pipe sizes 1-1/4" - 3")	074421
	DQ 50 (pipe sizes 1/2" - 1")	074193
	DQ 150 (pipe sizes 1-1/4" - 3")	074422




Note: DP fits Pint cans and DQ fits Quart cans

	Nominal Pipe Size (inches)	Product Code
Swab	4"	100 mm 074456



	Product Code
AquaRise Superswab Replacement Swab is disposable and replaceable	359826



APPLICATORS & ACCESSORIES

	Size		Product Code
	imperial	metric	

BRISTLE BRUSH / CAP

PB-1: Plastic Handle Brush; fits standard pint and quart cans.


CM BCP Can-Mate: Adjustable Plastic Handle Natural Bristle Brush; fits standard pint and quart cans.



1"	25 mm	074454
----	-------	--------

CAN-MATE DAUBER

Adjustable plastic applicator with telescoping stem to fit all cans (except 1/4 pint). Available in 3/4" and 1-1/2" dauber sizes.



3/4"	20 mm	074436
1-1/2 - 3"	40-75 mm	074437

CAP DAUBER

DP daubers fit 1/2 pint & pint cans; DQ daubers fit quart cans. Available in 1/2", 3/4", and 1-1/2" dauber sizes.



1/2"	12 mm	074455
3/4"	20 mm	074420
1-1/2"	40 mm	074421
1-1/2"	40 mm	074422

SWAB

4020 swab for pipe diameters of 150 mm (6") or larger; fits MT-648 can. 5020 Swab available for quart can.



4"	100 mm	074456
		074317

	Size		Product Code
	imperial	metric	

AQUARISE SUPERSWAB REPLACEMENT

Swab holder and handle are reusable and can be used to cap the cement can. **The swab is disposable and replaceable.**



			359826
--	--	--	--------

ROLL-A-WELD ROLLER

3020 roller for pipe diameters from 75 mm through 150 mm (3" through 6"); fits MT-653 empty quart can.

7020 roller for pipe diameters of 150 mm (6") or larger; fits MT-648 can.



3"	75 mm	074426
7"	180 mm	074427

Description	Volume		Product Code
	U.S.	metric	

CAN WITH NECK

Can with neck is available in gallon (with 2-7/8" neck), quarts (with 2-7/8" neck or paint style neck) and pint (1-3/4" neck).



MT-654: 1-3/4" neck	pint	473 ml	074423
MT-653: paint style neck	quart	946 ml	074419
MT-651: 1-3/4" neck	quart	946 ml	074424
MT-648: 2-7/8" neck	gallon	3785 ml	074425

	Size		Product Code
	imperial	metric	

EMPTY APPLICAN WITH BRUSH



pint	500 ml	074728
------	--------	--------