

DRAINWAY ABS DWV SYSTEMS

1-1/4" - 6" (30mm - 150mm)

ABS-DWV

Throughout Canada, ABS-DWV (drain, waste and vent) piping has been successfully used in single family homes and general wood-frame construction. Builders and contractors have enjoyed the durability, ease of installation and overall value of ABS in providing a plumbing drain system.

The pipe may be used both above ground and underground and is made in Schedule 40 pipe dimensions in either solid wall or cell core composition. Sizes range from 1-1/4" - 6" (32mm to 150mm) and a broad range of ABS DWV fittings are also provided by IPEX for complete system installations.

ADVANTAGES

1 Years of Maintenance-Free Service

ABS will not rust, pit or degrade when exposed to moisture and is extremely resilient and durable. This lightweight ABS-DWV offers easy and quick installation without specialized equipment, even in confined spaces.

2 Code Compliant

IPEX ABS (Solid Wall) and fittings have been third-party certified to CSA B181.1 while ABS (Cell Core) pipe is certified to ASTM F628, both ensuring a consistent quality product with reliable long-term performance. In addition, IPEX can be of assistance in suggesting where ABS piping is permitted by Building codes and or where other products may be a more suitable alternative.

3 Complete Line of Fittings

IPEX manufacturers not only ABS-DWV pipe, but a complete line of ABS fittings, ensuring integrity throughout the plumbing system. In addition, our products are promptly available throughout any IPEX distributor.

APPLICATIONS

Drain Waste and Vent Piping for:

- Single Family Homes
- Multi-Plex Residential
- General Wood Frame Buildings

STANDARDS



Solid Wall CSA B181.1



Cell Core ASTM F628




DID YOU KNOW?


ABS is commonly used by the automotive industry for car bumpers due to its affordable cost, high impact strength and general toughness.




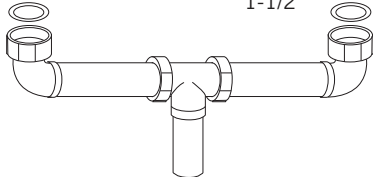
PRODUCT SELECTION CHART

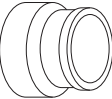
	Dimension		Product Code
	inches	mm	

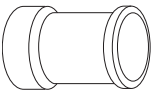
	Adapter Bushing (Sewer to DWV) H x Sp		
	2	50	027310
	3	75	027311
	4	100	027312


	Drain Grate Sp		
	3	75	027619
	4	100	027741

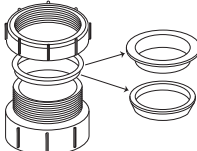
	Continuous Waste End Outlet 16" Long		
	1-1/2	40	027730

	Continuous Waste Centre Outlet 16" Long		
	1-1/2	40	027740


	M.J. Cast Iron Adapter Sp x H		
	2	50	027522
	3	75	027523
	4	100	027524
	4 x 3	100 x 75	027528

	Cast Iron Adapter C.I. Hub x DWV Sp		
	2	50	027532
	3	75	027533
	4	100	027534
	4 x 3	100 x 75	027535


	Galvanized Pipe Adapter H x Slip Joint		
	1-1/2	40	027900


	2-in-1 Combination Trap Adapter		
	1-1/2 x 1-1/2 x 1-1/4	40 x 40 x 32	027039

	Dimension		Product Code
	inches	mm	


	Expansion Joint H x H (3" Travel)		
	1-1/2	40	027611
	2	50	027612
	3	75	027613
	4	100	027614


* Note: 027614 has 8" (200mm) of travel


	Expansion Joint H x Sp		
	3	75	027615

	Slip Joint Nut (Washerless) FPT		
	1-1/4	32	090630
	1-1/2	40	090631

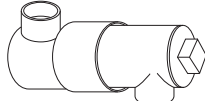
	Slip Joint Nut FPT		
	1-1/2	40	027633
	2	50	027632

	Slip Joint Washer		
	1-1/4	32	027856
	1-1/2	40	027857
	2	50	027855

	Polyethylene Orange Flexible Test Cap		
	1-1/4	32	027874
	1-1/2	40	027875
	2	50	027876
	3	75	027878
	4	100	027880

	Roof Flashing (Neoprene)		
	3	75	027623
	4	100	027624

	Test Plate		
	3	75	027658

	Drum Trap (with plug) H x H		
	1-1/2	40	027010