

DRAINWAY ABS DWV SYSTEMS

1-1/4" - 6" (30mm - 150mm)

ABS-DWV

Throughout Canada, ABS-DWV (drain, waste and vent) piping has been successfully used in single family homes and general wood-frame construction. Builders and contractors have enjoyed the durability, ease of installation and overall value of ABS in providing a plumbing drain system.

The pipe may be used both above ground and underground and is made in Schedule 40 pipe dimensions in either solid wall or cell core composition. Sizes range from 1-1/4" - 6" (32mm to 150mm) and a broad range of ABS DWV fittings are also provided by IPEX for complete system installations.

ADVANTAGES

1 Years of Maintenance-Free Service

ABS will not rust, pit or degrade when exposed to moisture and is extremely resilient and durable. This lightweight ABS-DWV offers easy and quick installation without specialized equipment, even in confined spaces.

2 Code Compliant

IPEX ABS (Solid Wall) and fittings have been third-party certified to CSA B181.1 while ABS (Cell Core) pipe is certified to ASTM F628, both ensuring a consistent quality product with reliable long-term performance. In addition, IPEX can be of assistance in suggesting where ABS piping is permitted by Building codes and or where other products may be a more suitable alternative.

3 Complete Line of Fittings

IPEX manufacturers not only ABS-DWV pipe, but a complete line of ABS fittings, ensuring integrity throughout the plumbing system. In addition, our products are promptly available throughout any IPEX distributor.

APPLICATIONS

Drain Waste and Vent Piping for:

- Single Family Homes
- Multi-Plex Residential
- General Wood Frame Buildings

STANDARDS



Solid Wall CSA B181.1



Cell Core ASTM F628



DID YOU KNOW?

ABS is commonly used by the automotive industry for car bumpers due to its affordable cost, high impact strength and general toughness.



PRODUCT SELECTION CHART

Dimension		Product Code	Lengths / Bundle
inches	mm		

ABS Solid Wall Pipe



1-1/4	32	009112	165
1-1/2	40	009117	221
2	50	009121	176
3	75	009133	78
4	100	009143	60
6	150	009161	26

Lengths: 12 feet

ABS Cell Core Pipe

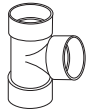


1-1/2	40	079117	221
2	50	079121	176
3	75	079133	78
4	100	079143	60
6	150	079161	26

Lengths: 12 feet

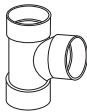
Dimension		Product Code
inches	mm	

Straight Tee H x H x H



1-1/2	40	027021
-------	----	--------

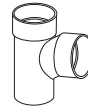
Sanitary Tee H x H x H



1-1/4	32	027079
1-1/2	40	027081
1-1/2 x 1-1/4 x 1-1/2	40 x 32 x 40	027055
1-1/2 x 1-1/2 x 1-1/4	40 x 40 x 32	027062
2	50	027082
2 x 1-1/2 x 1-1/2	50 x 40 x 40	027058
2 x 1-1/2 x 2	50 x 40 x 50	027057
2 x 2 x 1-1/4	50 x 50 x 32	027063
2 x 2 x 1-1/2	50 x 50 x 40	027056
3	75	027083
3 x 3 x 1-1/4	75 x 75 x 32	027065
3 x 3 x 1-1/2	75 x 75 x 40	027061
3 x 3 x 2	75 x 75 x 50	027060
4	100	027084
4 x 4 x 2	100 x 100 x 50	027064
4 x 4 x 3	100 x 100 x 75	027066
6 x 6 x 6	150 x 150 x 150	027085

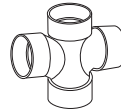
Dimension		Product Code
inches	mm	

Sanitary Tee Sp x H x H



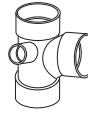
3	75	027059
3 x 3 x 1-1/2	75 x 75 x 40	027671
3 x 3 x 2	75 x 75 x 50	027672

Double Sanitary Tee H x H x H x H



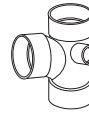
1-1/2	40	027097
2	50	027096
2 x 2 x 1-1/2 x 1-1/2	50 x 50 x 40 x 40	027098
3	75	027094
3 x 3 x 1-1/2 x 1-1/2	75 x 75 x 40 x 40	027099
3 x 3 x 2 x 2	75 x 75 x 50 x 50	027100
4	100	027095

Sanitary Tee LSI H x H x H x Hsi



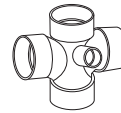
3 x 3 x 3 x 1-1/2	75 x 75 x 75 x 40	027071
3 x 3 x 3 x 2	75 x 75 x 75 x 50	027073

Sanitary Tee RSI H x H x H x Hsi



3 x 3 x 3 x 1-1/2	75 x 75 x 75 x 40	027072
3 x 3 x 3 x 2	75 x 75 x 75 x 50	027074

Double Sanitary Tee - Single Side Inlet H x H x H x H x Hsi



3 x 3 x 3 x 3 x 1-1/2	75 x 75 x 75 x 75 x 40	027001
-----------------------	------------------------	--------

Cleanout Tee (with plug) H x H x FPT



1-1/2	40	027144
2	50	027145
3	75	027146
4	100	027147
4 x 3 x 4	100 x 75 x 100	027148

Double Wye H x H x H x H



1-1/2	40	027206
2	50	027207
2 x 2 x 1-1/2 x 1-1/2	50 x 50 x 40 x 40	027212
3	75	027208
3 x 3 x 1-1/2 x 1-1/2	75 x 75 x 40 x 40	027213
3 x 3 x 2 x 2	75 x 75 x 50 x 50	027214
4	100	027209
4 x 4 x 2 x 2	100 x 100 x 50 x 50	027216
4 x 4 x 3 x 3	100 x 100 x 75 x 75	027215