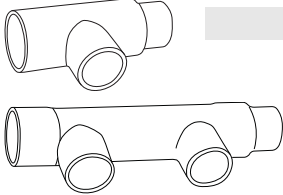
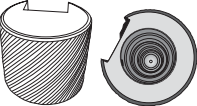


## PRODUCT SELECTION CHART

	Dimension inches	Product Code
<b>U Do-It Manifold</b> Soc x Sp x Soc	3/4 x 3/4 x 1/2 x 1/2	359060
	3/4 x 3/4 x 1/2	359061

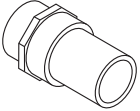


	Dimension inches	Product Code
<b>Deburring Tools</b>	1/2, 3/4, 1	359044
	1-1/4 to 4	359062




	Dimension inches	mm	Product Code
--	---------------------	----	-----------------

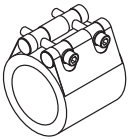
<b>Repair Adapter</b> FT SS Reinforced x Pipe Stub			
	1	25	359063
	1-1/4	32	359064
	1-1/2	40	359077
	2	50	359065
	3	75	359066



<b>Repair Flange</b> Solid Style Flange x Pipe Stub			
	2-1/2	65	359057
	3	75	359058
	4	100	359059

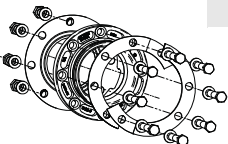


<b>Maintenance Coupling*</b>			
	1	25	359204
	1-1/4	32	359205
	1-1/2	40	359206
	2	50	359207
	2-1/2	65	359208
	3	75	359209
	4	100	359210




\*Torque wrench kits are available through IPEX


<b>Full Pressure Flange Kit</b>			
	2-1/2	65	359040
	3	75	359041




	Description imperial	metric	Product Code
<b>Aquarise One-Step Cement*</b>	Pint	473 ml	359086
	*FOR USE ON 1/2" TO 2"		




	Description imperial	metric	Product Code
<b>Aquarise Two-Step Cement w/Primer*</b>	Quart	946 ml	359087
	Pint	473 ml	primer
*FOR USE ON 2-1/2", 3" & 4"			



<b>Can-Mate Daubers</b> (with telescoping stem)		
	CM-75 (pipe sizes 1/2" - 1-1/4")	074436
	CM-150 (pipe sizes 1-1/2" - 3")	074437

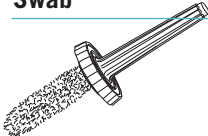


<b>Cap Daubers</b>		
	DP 50 (pipe sizes 1/2" - 1")	074455
	DP 150 (pipe sizes 1-1/4" - 3")	074421
	DQ 50 (pipe sizes 1/2" - 1")	074193
	DQ 150 (pipe sizes 1-1/4" - 3")	074422




Note: DP fits Pint cans and DQ fits Quart cans

<b>Swab</b>			
	4"	100 mm	074456
	6" +	150 mm	074317



<b>Aquarise Superswab Replacement</b>		
	Swab is disposable and replaceable	359826



## APPLICATORS & ACCESSORIES

	Size		Product Code
	imperial	metric	

### BRISTLE BRUSH / CAP

PB-1: Plastic Handle Brush; fits standard pint and quart cans.

CM BCP Can-Mate: Adjustable Plastic Handle Natural Bristle Brush; fits standard pint and quart cans.



1"	25 mm	074454
----	-------	--------

### CAN-MATE DAUBER

Adjustable plastic applicator with telescoping stem to fit all cans (except 1/4 pint). Available in 3/4" and 1-1/2" dauber sizes.



3/4"	20 mm	074436
1-1/2 - 3"	40-75 mm	074437

### CAP DAUBER

DP daubers fit 1/2 pint & pint cans; DQ daubers fit quart cans. Available in 1/2", 3/4", and 1-1/2" dauber sizes.



1/2"	12 mm	074455
3/4"	20 mm	074420
1-1/2"	40 mm	074421
1-1/2"	40 mm	074422

### SWAB

4020 swab for pipe diameters of 150 mm (6") or larger; fits MT-648 can. 5020 Swab available for quart can.



4"	100 mm	074456
		074317

	Size		Product Code
	imperial	metric	

### AQUARISE SUPERSWAB REPLACEMENT

Swab holder and handle are reusable and can be used to cap the cement can. **The swab is disposable and replaceable.**



			359826
--	--	--	--------

### ROLL-A-WELD ROLLER

3020 roller for pipe diameters from 75 mm through 150 mm (3" through 6"); fits MT-653 empty quart can.

7020 roller for pipe diameters of 150 mm (6") or larger; fits MT-648 can.



3"	75 mm	074426
7"	180 mm	074427

Description	Volume		Product Code
	U.S.	metric	

### CAN WITH NECK

Can with neck is available in gallon (with 2-7/8" neck), quarts (with 2-7/8" neck or paint style neck) and pint (1-3/4" neck).



MT-654: 1-3/4" neck	pint	473 ml	074423
MT-653: paint style neck	quart	946 ml	074419
MT-651: 1-3/4" neck	quart	946 ml	074424
MT-648: 2-7/8" neck	gallon	3785 ml	074425

	Size		Product Code
	imperial	metric	

### EMPTY APPLICAN WITH BRUSH



pint	500 ml	074728
------	--------	--------