

# BLUE BRUTE FITTINGS

Blue Brute Fittings 4" - 12" (100mm - 300mm)  
IPEX Centurion Fittings 14" - 24" (350mm - 600mm)

## BLUE BRUTE

Blue Brute fittings are injection molded and are even tougher than the pipe. Blue Brute fittings have a wall thickness 25% greater than DR18 pipe, and some custom-made fabricated fittings are wrapped with a tough layer of fiberglass for extra protection.

### APPLICATIONS

- Municipal Water Systems
- Fire Lines
- Industrial Lines
- Forcemains
- Irrigation Lines

### STANDARDS

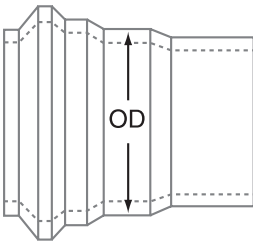


### ADVANTAGES

- 1 Corrosion-Proof Performance**  
Blue Brute systems are immune to corrosion from aggressive soils and galvanic action.
- 2 Superior Hydraulics**  
The glass-like finish of PVC reduces friction losses and eliminates the tuberculation common in iron pipes. As a result, pumping costs are reduced and water quality is maintained.
- 3 Strength**  
A thicker bell results in a more robust fitting.
- 4 Gasket Options**  
All Blue Brute fittings are shipped with standard gaskets that accept cast-iron-sized PVC pipe. Transition gaskets for IPS-sized pipe are an option for all sizes. For applications where fittings must be buried in soil with hydrocarbon contamination, Nitrile gaskets are available.
- 5 Saves Time & Money**  
A consistent O.D. for each size simplifies the restraint selection. Each fitting is labeled with the O.D. information for easy identification and restraint selection.



## PRODUCT SELECTION CHART - PC/PR 235 psi (1620 kPa)



### Bell OD for Joint Restraint Selection

Size	Min.	Max.
4" 100 mm	5.44"	5.61"
6" 150 mm	7.84"	8.03"
8" 200 mm	10.29"	10.55"
10" 250 mm	12.69"	12.96"
12" 300 mm	15.07"	15.46"



### 11-1/4° Elbow B x B



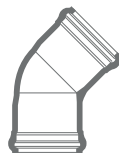
Dimension	Product Code	
	inches	mm
4	100	273104
6	150	073091
8	200	073092
* 10	250	273093
* 12	300	273094

### 22-1/2° Elbow B x B



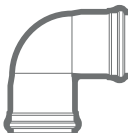
4	100	073105
6	150	073106
8	200	073107
10	250	073108
12	300	073109

### 45° Elbow B x B



4	100	073120
6	150	073121
8	200	073122
10	250	073123
12	300	073124

### 90° Elbow B x B



4	100	073150
6	150	073151
8	200	073152
10	250	373012
12	300	373013

### DR18, 5° CIOD Bend



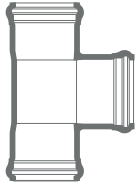
6	150	273076
8	200	273077
* 10	250	273078
* 12	300	273079

\* Denotes Fabricated Fitting

## PRODUCT SELECTION CHART - PC/PR 235 PSI (1620 KPA)

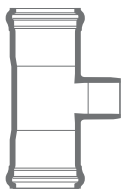
	Dimension		Product Code
	inches	mm	

### Tee B x B x B



4 x 4 x 4	100 x 100 x 100	073285
6 x 6 x 4	150 x 150 x 100	073241
6 x 6 x 6	150 x 150 x 150	073286
8 x 8 x 4	200 x 200 x 100	073242
8 x 8 x 6	200 x 200 x 150	073243
8 x 8 x 8	200 x 200 x 200	073287
10 x 10 x 4	250 x 250 x 100	273239
10 x 10 x 6	250 x 250 x 150	273244
10 x 10 x 8	250 x 250 x 200	273250
10 x 10 x 10	250 x 250 x 250	273288
12 x 12 x 4	300 x 300 x 100	273727
12 x 12 x 6	300 x 300 x 150	273245
12 x 12 x 8	300 x 300 x 200	273246
12 x 12 x 10	300 x 300 x 250	273247
12 x 12 x 12	300 x 300 x 300	273289

### Hydrant Tee B x B x B



6 x 6 x 6	150 x 150 x 150	373011
8 x 8 x 8	200 x 200 x 150	373010
10 x 10 x 6	250 x 250 x 150	273989
12 x 12 x 6	300 x 300 x 150	273070

### Reducer (Bell x Spigot)

6 x 4	150 x 100	073211
8 x 6	200 x 150	073212
10 x 8	250 x 200	273213
12 x 10	300 x 250	073214

### Coupling with Stop B x B

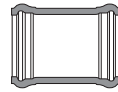


4	100	073030
6	150	073031
8	200	073032
* 10	250	273532
* 12	300	273533

\* One-piece machined coupling. Not UL Listed.  
Note: 3/4" (20mm) Taps to 2" (50mm).  
Taps: AWWA Thread

	Dimension		Product Code
	inches	mm	

### Repair Coupling B x B



4	100	073404
6	150	073406
8	200	073408
* 10	250	273529
* 12	300	273530

\* One-piece machined coupling. Not UL Listed.

### Single Tapped Coupling (AWWA Thread)



4 x 4 x 3/4	100 x 100 x 20	073267
4 x 4 x 1	100 x 100 x 25	073268
6 x 6 x 3/4	150 x 150 x 20	073256
6 x 6 x 1	150 x 150 x 25	073257
6 x 6 x 1-1/4	150 x 150 x 32	073144
6 x 6 x 1-1/2	150 x 150 x 40	273300
8 x 8 x 3/4	200 x 200 x 20	073259
8 x 8 x 1	200 x 200 x 25	073260
8 x 8 x 1-1/4	200 x 200 x 32	073147
8 x 8 x 1-1/2	200 x 200 x 40	273265
8 x 8 x 2	200 x 200 x 50	073266
* 10 x 10 x 3/4	250 x 250 x 20	273535
* 10 x 10 x 1	250 x 250 x 25	273537
* 10 x 10 x 1-1/2	250 x 250 x 40	273044
* 10 x 10 x 2	250 x 250 x 50	273045
* 12 x 12 x 3/4	300 x 300 x 20	273536
* 12 x 12 x 1	300 x 300 x 25	273538
* 12 x 12 x 1-1/2	300 x 300 x 40	273046
* 12 x 12 x 2	300 x 300 x 50	273048

\* One-piece machined coupling. Not UL Listed.  
Note: 3/4" (20mm) Taps to 2" (50mm).  
Taps: AWWA Thread

### Double Tapped Coupling (AWWA Thread)



6 x 6 x 3/4 x 3/4	150 x 150 x 20 x 20	073305
6 x 6 x 1 x 1	150 x 150 x 25 x 25	073308
8 x 8 x 3/4 x 3/4	200 x 200 x 20 x 20	073290
8 x 8 x 1 x 1	200 x 200 x 25 x 25	073307

Note: 3/4" (20mm) Taps to 2" (50mm).  
Taps: AWWA Thread