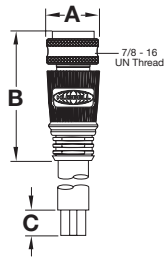


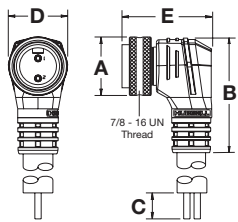


## Straight Plug



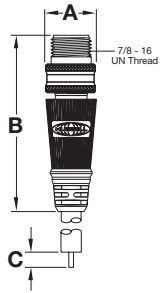
	MALE	FEMALE
<b>A</b>	0.99" (25.2)	0.99" (25.2)
<b>B</b>	2.44" (62.0)	2.40" (61.0)
<b>C</b>	2.75" (69.9)	2.75" (69.9)

## Right Angle Plug



	MALE	FEMALE
<b>A</b>	0.99" (25.2)	0.99" (25.2)
<b>B</b>	2.14" (54.4)	2.14" (54.4)
<b>C</b>	2.75" (69.9)	2.75" (69.9)
<b>D</b>	1.03" (26.2)	1.03" (26.2)
<b>E</b>	1.64" (40.6)	1.60" (40.6)

## Inline Plug



	MALE
<b>A</b>	0.99" (25.2)
<b>B</b>	2.47" (62.8)
<b>C</b>	2.75" (69.9)

Right Angle version also available.

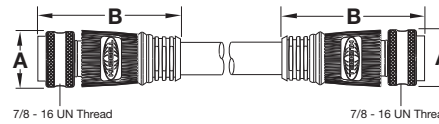
## Accessories

Closure caps protect plugs and receptacles when not in use. Adapter rings allow the mating of male and female plugs for in-line applications. Shell size is 1, and the thread is 7/8-16 UN.

Description	Catalog Number	
Closure Cap	<b>HPCAP1</b>	
Closure Cap	<b>HRCAP1</b>	
Adapter Ring	<b>HMQR1</b>	

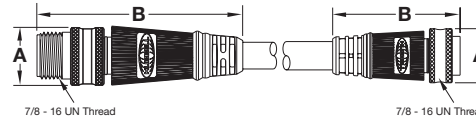
Dimensions in Inches (mm)

## Jumper Cable



	MALE	FEMALE
<b>A</b>	0.99" (25.2)	0.99" (25.2)
<b>B</b>	2.44" (62.0)	2.40" (61.0)

## Male/Female Extension Cable



	MALE	FEMALE
<b>A</b>	0.99" (25.2)	0.99" (25.2)
<b>B</b>	2.47" (62.7)	2.40" (61.0)

## Cable Diameters By Cable Type

Number of Conductors	#16 AWG SEOOW	#18 AWG SEOOW
2	0.37" (9.4)	0.35" (8.9)
3	0.39" (9.9)	0.37" (9.4)
4	0.42" (10.7)	0.39" (9.9)
5	0.50" (12.7)	0.47" (11.9)
6	0.52" (13.2)	0.48" (12.2)

Number of Conductors	#18 AWM2661 IEC
3	0.26" (6.6)
4	0.26" (6.6)
5	0.26" (6.6)

## Conductor Color Code

### #16 AWG SEOOW Plugs

Contact Number	2 Pole	3 Pole	4 Pole	5 Pole	6 Pole
1	White	Green	Black	White	White
2	Black	Black	White	Red	Red
3		White	Red	Green	Green
4			Green	Orange	Orange
5				Black	Black
6					Blue

### #18 AWG SEOOW Plugs

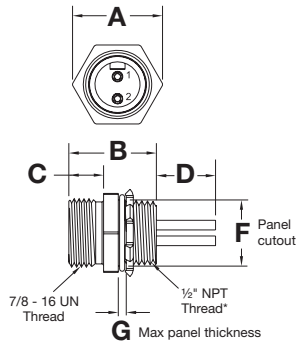
Contact Number	3 Pole	4 Pole	5 Pole
1	Green	Black	White
2	Black	White	Red
3	White	Red	Green
4		Green	Orange
5			Black

### #18 AWM 2661 IEC

Contact Number	3 Pole	4 Pole	5 Pole
1	Yellow/Green	Black	Black
2	Brown	Blue	Blue
3	Blue	Brown	Yellow/Green
4		White	Brown
5			White



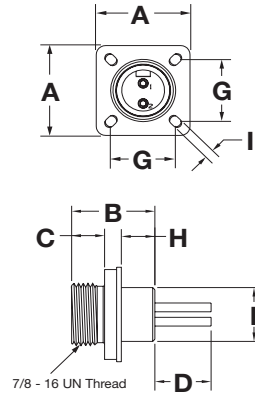
## Straight Receptacles



	MALE	FEMALE
<b>A</b>	1.14" (29.0)	1.14" (29.0)
<b>B</b>	1.11" (28.2)	1.11" (28.2)
<b>C</b>	0.44" (11.2)	0.44" (11.2)
<b>D</b>	12.0" (304.8)	12.0" (304.8)
<b>F</b>	0.88" (22.4)	0.83" (22.4)
<b>G</b>	0.25" (6.4)	0.25" (6.4)

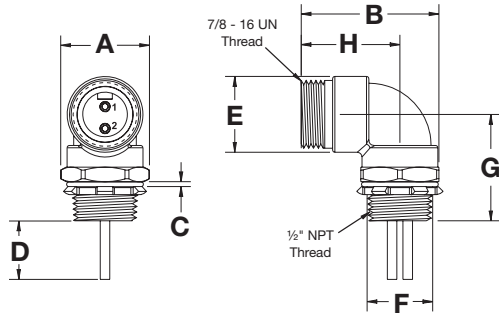
Note: \*IEC receptacle has PG13.5 rear thread.

## Flange Mount Receptacles



	MALE	FEMALE
<b>A</b>	1.25" (31.75)	1.25" (31.75)
<b>B</b>	1.11" (28.19)	1.11" (28.19)
<b>C</b>	0.44" (11.18)	0.44" (11.18)
<b>D</b>	12.0" (304.8)	12.0" (304.8)
<b>F</b>	0.75" (19.05)	0.75" (19.05)
<b>G</b>	0.86" (21.84)	0.86" (21.84)
<b>H</b>	0.45" (11.43)	0.45" (11.43)
<b>I</b>	0.12" (03.02)	0.12" (03.02)

## Right Angle Receptacles



	MALE	FEMALE
<b>A</b>	1.14" (29.0)	1.14" (29.0)
<b>B</b>	1.76" (44.7)	1.76" (44.7)
<b>C</b>	0.25" (6.4)	0.25" (6.4)
<b>D</b>	12.0" (304.8)	12.0" (304.8)
<b>E</b>	0.97" (24.6)	0.97" (24.6)
<b>F</b>	0.83" (21.8)	0.83" (21.8)
<b>G</b>	1.36" (34.5)	1.36" (34.5)
<b>H</b>	1.26" (32.0)	1.26" (32.0)

## Accessories

Closure caps protect plugs and receptacles when not in use. Shell size is 1, and the thread is 7/8-16 UN.

Description	Catalog Number
Closure Cap	<b>HPCAP1</b>
Closure Cap	<b>HRCAP1</b>

Dimensions in Inches (mm)

## Color Code By Wire Type

### #16 AWG Receptacles

Contact Number	2 Pole	3 Pole	4 Pole	5 Pole	6 Pole
1	White	Green	Black	White	White
2	Black	Black	White	Red	Red
3		White	Red	Green	Green
4			Green	Orange	Orange
5				Black	Black
6					Blue

### #18 AWG Receptacles

Contact Number	3 Pole	4 Pole	5 Pole
1	Yellow/Green	Black	Black
2	Brown	Blue	Blue
3	Blue	Brown	Yellow/Green
4		White	Brown
5			White