



Only The Best Materials

Hubbell offers a wide variety of configurations available in high-impact nylon and metal wall plates. In 1981, Hubbell was the first manufacturer to introduce nylon wall plates. Hubbell only offers plastic plates made of a high-impact material and does not offer wall plates made of materials that may be subject to breakage in abusive environments.

Hubbell offers only the best grade of stainless steel type 302/304, which is 18% chromium, 8% nickel, and non-magnetic providing superior corrosion resistance versus type 430 stainless steel. When you specify Hubbell wall plates you can be assured of the highest quality materials providing extended life in the most abusive environments.

High-Impact Smooth Nylon

For Commercial, Institutional, Hospital and Industrial Applications.

- High-impact resistance limits access to live parts due to breakage.
- Contemporary smooth finish and contoured edges enhance installation appearance.
- Captive screw feature holds mounting screw in place for quick and easy installation.
- Positive "Bow" feature assures flush installation.
- Self-extinguishing nylon material.
- Smooth finish without recessed lines is easy to clean and maintain attractive appearance.
- Highly resistant to solvents and cleaning solutions providing long life in the harshest environments.
- Non-conductive material.

Smooth Metal 302/304 Super Stainless Steel

18% Chromium, 8% Nickel

For Commercial, Institutional, Hospital and Industrial Applications.

- Provides extended life in abusive and corrosive environments.
- Contemporary smooth finish and contoured edges enhance installation appearance.
- Smooth finish without recessed lines is easy to clean and maintain attractive appearance.
- Satin finish hides fingerprint marks.
- Non-magnetic for static-free requirements.

Smooth Solid Brass, Anodized Aluminum and Metallic Plated Steel

For Commercial, Institutional and Industrial Applications.

Smooth Solid Brass

- Provides a plush appearance and durability of metal.
- Finish is coated to inhibit oxidation.

Smooth Solid Anodized Aluminum

- Non-magnetic and corrosion resistant providing suitability for a wide range of applications.
- Finish is coated to inhibit oxidation.

Metallic Plated Steel

- Available in a choice of chrome and brass finishes.

Custom Metal Wall Plates










Hubbell offers 40 custom configurations available in 5 metal finishes from 2-gang up to and including 8-gang configurations. These custom openings can be configured in any combination to meet your specific requirements.

Wall Plates

Nylon and Metal Wall Plates



Standard Combination Plates

Configuration	Color	Smooth High-Impact Nylon		Plated Steel, Smooth		Stainless Steel (S/S) Brass Anodized Aluminum		
		Standard	Mid-Size					
 <p>1.40" (35.6) I.D. HOLE</p> <p>2-Gang, 1 Duplex, 1 Single Receptacle, for 1.36"-1.39" (34.5-35.3) dia. face.</p>	Ivory	P78	-	Chrome	①	S/S Smooth	S78	
	White	P78W	-	Brass	①	Brass Smooth	①	
	Brown	P78X	-	-	-	-	Alum. Smooth	①
	Gray	P78G	-	-	-	-	-	-
	-	-	-	-	-	-	-	-
 <p>1.60" (40.6) I.D. HOLE</p> <p>2-Gang, 1 Duplex, 1 Single Receptacle, for 1.55"-1.58" (39.4-40.1) dia. face.</p>	-	-	-	Chrome	①	S/S Smooth	S8720	
	-	-	-	Brass	①	Brass Smooth	①	
	-	-	-	-	-	-	Alum. Smooth	①
	-	-	-	-	-	-	-	-
	-	-	-	-	-	-	-	-
 <p>2-Gang, 1 Blank Strap Mount, 1 Duplex.</p>	-	-	-	Chrome	①	S/S Smooth	S148	
	-	-	-	Brass	①	Brass Smooth	①	
	-	-	-	-	-	-	Alum. Smooth	①
	-	-	-	-	-	-	-	-
	-	-	-	-	-	-	-	-
 <p>2-Gang, 1 Blank Box Mount, 1 Duplex.</p>	Ivory	-	PJ148	Chrome	①	S/S Smooth	S138	
	White	-	PJ148W	Brass	①	Brass Smooth	①	
	Brown	-	PJ148X	-	-	Alum. Smooth	①	
	-	-	-	-	-	-	-	-
	-	-	-	-	-	-	-	-
 <p>3-Gang, 2 Duplex, 1 Blank, Box Mount.</p>	-	-	-	Chrome	①	S/S Smooth	S211	
	-	-	-	Brass	①	Brass Smooth	①	
	-	-	-	-	-	-	Alum. Smooth	①
	-	-	-	-	-	-	-	-
	-	-	-	-	-	-	-	-
 <p>3-Gang, 1 Duplex, 1 Blank Box Mount, 1 Duplex.</p>	-	-	-	Chrome	①	S/S Smooth	S8147	
	-	-	-	Brass	①	Brass Smooth	①	
	-	-	-	-	-	-	Alum. Smooth	①
	-	-	-	-	-	-	-	-
	-	-	-	-	-	-	-	-
 <p>2-Gang, 1 Switch, 1 Blank, Strap Mount.</p>	-	-	-	Chrome	①	S/S Smooth	S114	
	-	-	-	Brass	①	Brass Smooth	①	
	-	-	-	-	-	-	Alum. Smooth	①
	-	-	-	-	-	-	-	-
	-	-	-	-	-	-	-	-
 <p>2-Gang, 1 Switch, 1 Blank, Box Mount.</p>	Ivory	-	PJ113	Chrome	①	S/S Smooth	S113	
	White	-	PJ113W	Brass	①	Brass Smooth	①	
	Brown	-	PJ113X	-	-	Alum. Smooth	①	
	-	-	-	-	-	-	-	-
	-	-	-	-	-	-	-	-
 <p>3-Gang, 2 Switches, 1 Blank, Box Mount.</p>	-	-	-	Chrome	①	S/S Smooth	S213	
	-	-	-	Brass	①	Brass Smooth	①	
	-	-	-	-	-	-	Alum. Smooth	①
	-	-	-	-	-	-	-	-
	-	-	-	-	-	-	-	-

① Available as a custom wall plate. See pages K-29 to K-34.
Consult custom wall plate section for additional openings and combinations.

Wall Plates

Technical Information

Specifications

Listings

Non-Metallic Plates	UL Standard 514D, #E92074.
Metallic Plates	UL Standard 514D, #E31999.
Certification	CSA Standard C22.2 No. 42.1. CSA File LR18416.

Nylon Plate

Thickness	.06" (1.5).
Mounting Screw(s)	Brass (painted slotted screw head).
Feature	Captive mounting screw hole.
Operating Temperature	-40°C to 85°C.
Appearance	Smooth.

302/304 Stainless Steel (18% Chromium, 8% Nickel) Plate

Thickness	.04" (0.9) nominal.
Mounting Screw(s)	302/304 stainless steel (18% chromium, 8% nickel). Slotted screw head.
Appearance	Smooth satin finish (without lines).

Brass (70% Copper, 30% Zinc) Plate

Thickness	.04" (1.0).
Mounting Screw(s)	Brass (70% Copper, 30% Zinc). Slotted screw head.
Appearance	Smooth satin finish (without lines).

Aluminum Plate

Thickness	.05" (1.3).
Mounting Screw(s)	Aluminum slotted head.
Appearance	Smooth satin finish, clear anodized (without lines).

Brass Plated Steel Plate

Thickness	.03" (.8) nominal.
Mounting Screw(s)	Brass slotted head.
Appearance	Smooth satin finish (without lines), coated to inhibit oxidation.

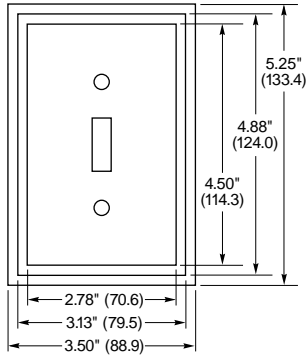
Chrome Plated Steel Plate

Thickness	.03" (.8) nominal.
Mounting Screw(s)	Zinc plate steel, slotted head.
Appearance	Smooth (without lines), coated to inhibit oxidation.

Wall Plates

Technical Information

Product Dimensions



Standard Size

- 1-Gang 4.5" (114.3) x 2.78" (70.6)
- 2-Gang 4.5" (114.3) x 4.60" (116.8)
- 3-Gang 4.5" (114.3) x 6.41" (162.8)
- 4-Gang 4.5" (114.3) x 8.22" (208.8)
- 5-Gang 4.5" (114.3) x 10.03" (254.8)
- 6-Gang 4.5" (114.3) x 11.81" (300.0)
- 7-Gang 4.5" (114.3) x 13.63" (346.2)
- 8-Gang 4.5" (114.3) x 15.44" (392.1)

Mid-Size

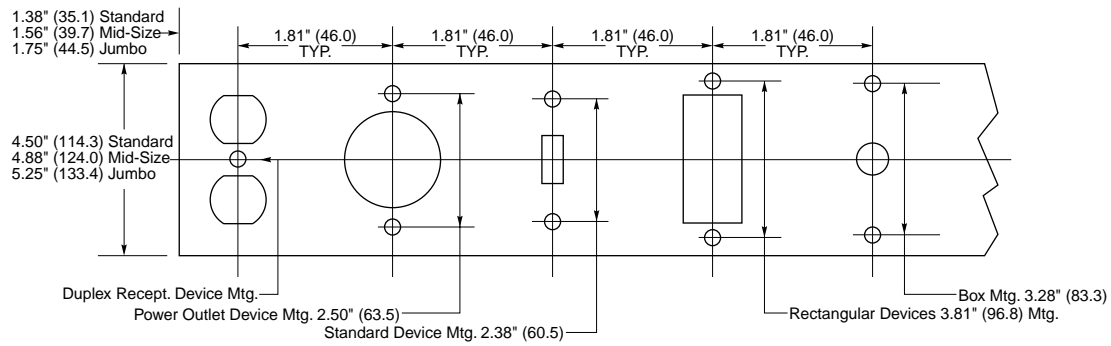
- 1-Gang 4.88" (124.0) x 3.13" (79.5)
- 2-Gang 4.88" (124.0) x 4.94" (125.5)
- 3-Gang 4.88" (124.0) x 6.75" (171.5)

Jumbo

- 1-Gang 5.25" (133.4) x 3.50" (88.9)
- 2-Gang 5.25" (133.4) x 5.31" (134.9)
- 3-Gang 5.25" (133.4) x 7.12" (180.8)

Wall Plate Openings and Mounting Dimensions

#6-32 Oval Head Screws Typical



Specifications are subject to change without notice.