



Only The Best Materials

Hubbell offers a wide variety of configurations available in high-impact nylon and metal wall plates. In 1981, Hubbell was the first manufacturer to introduce nylon wall plates. Hubbell only offers plastic plates made of a high-impact material and does not offer wall plates made of materials that may be subject to breakage in abusive environments.

Hubbell offers only the best grade of stainless steel type 302/304, which is 18% chromium, 8% nickel, and non-magnetic providing superior corrosion resistance versus type 430 stainless steel. When you specify Hubbell wall plates you can be assured of the highest quality materials providing extended life in the most abusive environments.

High-Impact Smooth Nylon

For Commercial, Institutional, Hospital and Industrial Applications.

- High-impact resistance limits access to live parts due to breakage.
- Contemporary smooth finish and contoured edges enhance installation appearance.
- Captive screw feature holds mounting screw in place for quick and easy installation.
- Positive "Bow" feature assures flush installation.
- Self-extinguishing nylon material.
- Smooth finish without recessed lines is easy to clean and maintain attractive appearance.
- Highly resistant to solvents and cleaning solutions providing long life in the harshest environments.
- Non-conductive material.

Smooth Metal 302/304 Super Stainless Steel

18% Chromium, 8% Nickel

For Commercial, Institutional, Hospital and Industrial Applications.

- Provides extended life in abusive and corrosive environments.
- Contemporary smooth finish and contoured edges enhance installation appearance.
- Smooth finish without recessed lines is easy to clean and maintain attractive appearance.
- Satin finish hides fingerprint marks.
- Non-magnetic for static-free requirements.

Smooth Solid Brass, Anodized Aluminum and Metallic Plated Steel

For Commercial, Institutional and Industrial Applications.

Smooth Solid Brass

- Provides a plush appearance and durability of metal.
- Finish is coated to inhibit oxidation.

Smooth Solid Anodized Aluminum

- Non-magnetic and corrosion resistant providing suitability for a wide range of applications.
- Finish is coated to inhibit oxidation.

Metallic Plated Steel

- Available in a choice of chrome and brass finishes.

Custom Metal Wall Plates


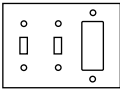
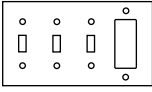
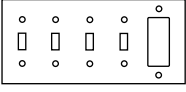
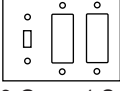
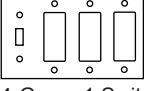
Hubbell offers 40 custom configurations available in 5 metal finishes from 2-gang up to and including 8-gang configurations. These custom openings can be configured in any combination to meet your specific requirements.

Wall Plates

Nylon and Metal Wall Plates





Switch and Style Line® GFCI, Surge Combination Plates

| Configuration | Smooth High-Impact Nylon | | | | Plated Steel, Smooth | | Stainless Steel (S/S) | Brass |
|--|--------------------------|----------|----------------|--------|----------------------|--------------|-----------------------|-------|
| | Color | Standard | Mid-Size | | | | Anodized Aluminum | |
|  2-Gang, 1 Switch, 1 Rectangular Device. | Ivory | — | PJ126 | Chrome | ① | S/S Smooth | S126 | |
| | White | — | PJ126WA | Brass | BP126 | Brass Smooth | B126 | |
| | Brown | — | PJ126X | — | — | Alum. Smooth | ① | |
| | — | — | — | — | — | — | — | — |
| | — | — | — | — | — | — | — | — |
|  3-Gang, 2 Switches, 1 Rectangular Device. | Ivory | — | PJ226 | Chrome | ① | S/S Smooth | S226 | |
| | White | — | PJ226WA | Brass | ① | Brass Smooth | ① | |
| | Brown | — | PJ226X | — | — | Alum. Smooth | ① | |
| | — | — | — | — | — | — | — | — |
| | — | — | — | — | — | — | — | — |
|  4-Gang, 3 Switches, 1 Rectangular Device. | — | — | — | Chrome | ① | S/S Smooth | S326 | |
| | — | — | — | Brass | ① | Brass Smooth | ① | |
| | — | — | — | — | — | Alum. Smooth | ① | |
| | — | — | — | — | — | — | — | — |
| | — | — | — | — | — | — | — | — |
|  5-Gang, 4 Switches, 1 Rectangular Device. | — | — | — | Chrome | ① | S/S Smooth | ① | |
| | — | — | — | Brass | ① | Brass Smooth | ① | |
| | — | — | — | — | — | Alum. Smooth | ① | |
| | — | — | — | — | — | — | — | — |
| | — | — | — | — | — | — | — | — |
|  3-Gang, 1 Switch, 2 Rectangular Devices. | — | — | — | Chrome | ① | S/S Smooth | ① | |
| | — | — | — | Brass | ① | Brass Smooth | ① | |
| | — | — | — | — | — | Alum. Smooth | ① | |
| | — | — | — | — | — | — | — | — |
| | — | — | — | — | — | — | — | — |
|  4-Gang, 1 Switch, 3 Rectangular Devices. | — | — | — | Chrome | ① | S/S Smooth | ① | |
| | — | — | — | Brass | ① | Brass Smooth | ① | |
| | — | — | — | — | — | Alum. Smooth | ① | |
| | — | — | — | — | — | — | — | — |
| | — | — | — | — | — | — | — | — |

① Available as a custom wall plate. See pages K-29 to K-34.

Consult custom wall plate section for additional openings and combinations.

Standard Combination Plates

| Configuration | Smooth High-Impact Nylon | | | Plated Steel, Smooth | | Stainless Steel (S/S) | Brass |
|--|--------------------------|---------------|----------|----------------------|---|-----------------------|--------------|
| | Color | Standard | Mid-Size | | | Anodized Aluminum | |
|  2-Gang, 1 Duplex, 1 Rectangular Device. | Ivory | P826 | — | Chrome | ① | S/S Smooth | S826 |
| | White | P826W | — | Brass | ① | Brass Smooth | B826 |
| | Brown | P826X | — | — | — | Alum. Smooth | ① |
| | Gray | P826GY | — | — | — | — | — |
| | Black | P826BK | — | — | — | — | — |
| | Office White | P826OW | — | — | — | — | — |
|  2-Gang, 1 Blank, Strap Mount 1 Rectangular Device. | — | — | — | Chrome | ① | S/S Smooth | S1426 |
| | — | — | — | Brass | ① | Brass Smooth | ① |
| | — | — | — | — | — | Alum. Smooth | ① |
| | — | — | — | — | — | — | — |
| | — | — | — | — | — | — | — |

① Available as a custom wall plate. See pages K-29 to K-34.

Consult custom wall plate section for additional openings and combinations.

Wall Plates

Technical Information

Specifications

Listings

| | |
|---------------------|---|
| Non-Metallic Plates | UL Standard 514D, #E92074. |
| Metallic Plates | UL Standard 514D, #E31999. |
| Certification | CSA Standard C22.2 No. 42.1. CSA File LR18416. |

Nylon Plate

| | |
|-----------------------|-------------------------------------|
| Thickness | .06" (1.5). |
| Mounting Screw(s) | Brass (painted slotted screw head). |
| Feature | Captive mounting screw hole. |
| Operating Temperature | -40°C to 85°C. |
| Appearance | Smooth. |

302/304 Stainless Steel (18% Chromium, 8% Nickel) Plate

| | |
|-------------------|---|
| Thickness | .04" (0.9) nominal. |
| Mounting Screw(s) | 302/304 stainless steel (18% chromium, 8% nickel). Slotted screw head. |
| Appearance | Smooth satin finish (without lines). |

Brass (70% Copper, 30% Zinc) Plate

| | |
|-------------------|--|
| Thickness | .04" (1.0). |
| Mounting Screw(s) | Brass (70% Copper, 30% Zinc). Slotted screw head. |
| Appearance | Smooth satin finish (without lines). |

Aluminum Plate

| | |
|-------------------|--|
| Thickness | .05" (1.3). |
| Mounting Screw(s) | Aluminum slotted head. |
| Appearance | Smooth satin finish, clear anodized (without lines). |

Brass Plated Steel Plate

| | |
|-------------------|---|
| Thickness | .03" (.8) nominal. |
| Mounting Screw(s) | Brass slotted head. |
| Appearance | Smooth satin finish (without lines), coated to inhibit oxidation. |

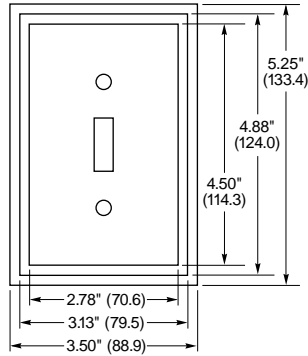
Chrome Plated Steel Plate

| | |
|-------------------|--|
| Thickness | .03" (.8) nominal. |
| Mounting Screw(s) | Zinc plate steel, slotted head. |
| Appearance | Smooth (without lines), coated to inhibit oxidation. |

Wall Plates

Technical Information

Product Dimensions



Standard Size

- 1-Gang 4.5" (114.3) x 2.78" (70.6)
- 2-Gang 4.5" (114.3) x 4.60" (116.8)
- 3-Gang 4.5" (114.3) x 6.41" (162.8)
- 4-Gang 4.5" (114.3) x 8.22" (208.8)
- 5-Gang 4.5" (114.3) x 10.03" (254.8)
- 6-Gang 4.5" (114.3) x 11.81" (300.0)
- 7-Gang 4.5" (114.3) x 13.63" (346.2)
- 8-Gang 4.5" (114.3) x 15.44" (392.1)

Mid-Size

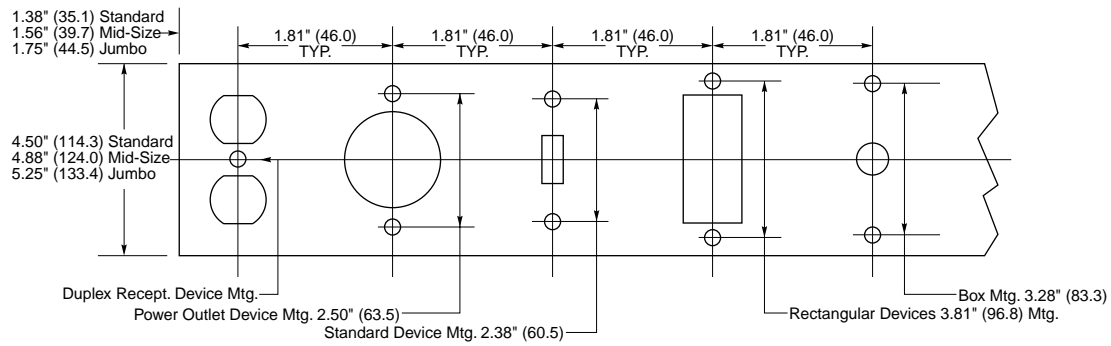
- 1-Gang 4.88" (124.0) x 3.13" (79.5)
- 2-Gang 4.88" (124.0) x 4.94" (125.5)
- 3-Gang 4.88" (124.0) x 6.75" (171.5)

Jumbo

- 1-Gang 5.25" (133.4) x 3.50" (88.9)
- 2-Gang 5.25" (133.4) x 5.31" (134.9)
- 3-Gang 5.25" (133.4) x 7.12" (180.8)

Wall Plate Openings and Mounting Dimensions

#6-32 Oval Head Screws Typical



Specifications are subject to change without notice.