

Wall Plates Types, Finishes and Configurations



P8
Smooth Nylon



P1G
Smooth Nylon



HPS1WA
Smooth Nylon



P1X
Smooth Nylon



P1B
Smooth Nylon



P1R
Smooth Nylon



SPJ26
Smooth Nylon



S1
Stainless Steel



B1
Solid Brass



CH8
Chrome Plated Steel



BP1
Brass Plated Steel



A1
Aluminum



PJ8C
Premarked Nylon



IGP8
Premarked Nylon



S8MEV
Premarked Stainless Steel

Actual product may vary from photos shown above.



Only The Best Materials

Hubbell offers a wide variety of configurations available in high-impact nylon and metal wall plates. In 1981, Hubbell was the first manufacturer to introduce nylon wall plates. Hubbell only offers plastic plates made of a high-impact material and does not offer wall plates made of materials that may be subject to breakage in abusive environments.

Hubbell offers only the best grade of stainless steel type 302/304, which is 18% chromium, 8% nickel, and non-magnetic providing superior corrosion resistance versus type 430 stainless steel. When you specify Hubbell wall plates you can be assured of the highest quality materials providing extended life in the most abusive environments.

High-Impact Smooth Nylon

For Commercial, Institutional, Hospital and Industrial Applications.

- High-impact resistance limits access to live parts due to breakage.
- Contemporary smooth finish and contoured edges enhance installation appearance.
- Captive screw feature holds mounting screw in place for quick and easy installation.
- Positive “Bow” feature assures flush installation.
- Self-extinguishing nylon material.
- Smooth finish without recessed lines is easy to clean and maintain attractive appearance.
- Highly resistant to solvents and cleaning solutions providing long life in the harshest environments.
- Non-conductive material.

Smooth Metal 302/304 Super Stainless Steel

18% Chromium, 8% Nickel

For Commercial, Institutional, Hospital and Industrial Applications.

- Provides extended life in abusive and corrosive environments.
- Contemporary smooth finish and contoured edges enhance installation appearance.
- Smooth finish without recessed lines is easy to clean and maintain attractive appearance.
- Satin finish hides fingerprint marks.
- Non-magnetic for static-free requirements.

Smooth Solid Brass, Anodized Aluminum and Metallic Plated Steel

For Commercial, Institutional and Industrial Applications.

Smooth Solid Brass

- Provides a plush appearance and durability of metal.
- Finish is coated to inhibit oxidation.

Smooth Solid Anodized Aluminum

- Non-magnetic and corrosion resistant providing suitability for a wide range of applications.
- Finish is coated to inhibit oxidation.

Metallic Plated Steel

- Available in a choice of chrome and brass finishes.

Custom Metal Wall Plates



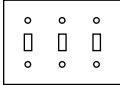
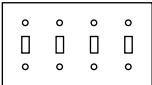
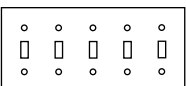
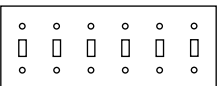
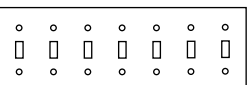
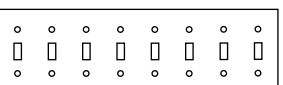

Hubbell offers 40 custom configurations available in 5 metal finishes from 2-gang up to and including 8-gang configurations. These custom openings can be configured in any combination to meet your specific requirements.

Wall Plates

Nylon and Metal Switch Plates



Toggle Switch Plates

Configuration	Smooth High-Impact Nylon				Plated Steel, Smooth		Stainless Steel (S/S)	Brass
	Color	Standard	Mid-Size				Anodized Aluminum	
 1-Gang, 1 Switch.	Ivory	P1	PJ1	Chrome	CH1	S/S Smooth	S1	
	White	P1W	PJ1W	Brass	BP1	S/S Beveled	97071	
	Brown	P1X	PJ1X	—	—	Brass Smooth	B1	
	Gray	P1G	—	—	—	Alum. Smooth	A1	
	Office White	P1OW	PJ1OW	—	—	—	—	
	Black	P1B	—	—	—	—	—	
	Red	P1R	PJ1R	—	—	—	—	
 2-Gang, 2 Switches.	Ivory	P2	PJ2	Chrome	CH2	S/S Smooth	S2	
	White	P2W	PJ2W	Brass	BP2	Brass Smooth	B2	
	Brown	P2X	PJ2X	—	—	Alum. Smooth	A2	
	Gray	P2G	—	—	—	—	—	
	Office White	P2OW	PJ2OW	—	—	—	—	
	Black	P2B	—	—	—	—	—	
	Red	P2R	PJ2R	—	—	—	—	
 3-Gang, 3 Switches.	Ivory	P3	PJ3	Chrome	CH3	S/S Smooth	S3	
	White	P3W	PJ3W	Brass	BP3	Brass Smooth	B3	
	Brown	P3X	PJ3X	—	—	Alum. Smooth	①	
	Gray	P3G	—	—	—	—	—	
	Office White	P3OW	PJ3OW	—	—	—	—	
	Black	P3B	—	—	—	—	—	
	—	—	—	—	—	—	—	
 4-Gang, 4 Switches.	Ivory	P4	—	Chrome	①	S/S Smooth	S4	
	White	P4W	—	Brass	BP4	Brass Smooth	B4	
	Brown	P4X	—	—	—	Alum. Smooth	①	
	Gray	P4G	—	—	—	—	—	
	Office White	P4OW	—	—	—	—	—	
	—	—	—	—	—	—	—	
 5-Gang, 5 Switches.	Ivory	P5	—	Chrome	①	S/S Smooth	S5	
	White	P5W	—	Brass	①	Brass Smooth	B5	
	Brown	P5X	—	—	—	Alum. Smooth	①	
	Gray	P5G	—	—	—	—	—	
	—	—	—	—	—	—	—	
 6-Gang, 6 Switches.	Ivory	P6	—	Chrome	①	S/S Smooth	S6	
	White	P6W	—	Brass	①	Brass Smooth	B6	
	Brown	P6X	—	—	—	Alum. Smooth	①	
	Gray	P6G	—	—	—	—	—	
 7-Gang, 7 Switches.	—	—	—	Chrome	①	S/S Smooth	S601	
	—	—	—	Brass	①	Brass Smooth	①	
	—	—	—	—	—	Alum. Smooth	①	
	—	—	—	—	—	—	—	
	—	—	—	—	—	—	—	
 8-Gang, 8 Switches.	—	—	—	Chrome	①	S/S Smooth	S602	
	—	—	—	Brass	①	Brass Smooth	①	
	—	—	—	—	—	Alum. Smooth	①	
	—	—	—	—	—	—	—	
 2-Gang, 1 Switch.	—	—	—	—	—	S/S Smooth	S740	
	—	—	—	—	—	—	—	
	—	—	—	—	—	—	—	

① Available as a custom wall plate. See pages K-29 to K-34 for custom wall plates. Consult custom wall plate section for additional openings and combinations.