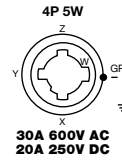
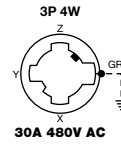
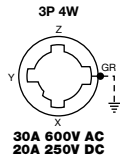


## 30 Amp, 600 and 480 Volts AC, 20 Amp, 250 Volts DC

**IP30**  
SUITABILITY



### Connector Bodies

Description	Cord Dia.	Catalog Number		
Black nylon housing, thermoplastic interior.	.700"-1.200" (17.78-30.5)	<b>HBL21414B</b>	-	-
Same as above except corrosion resistant.	.700"-1.200" (17.78-30.5)	<b>HBL21CM414B</b>	-	-
Red nylon housing, thermoset interior.	.700"-1.200" (17.78-30.5)	-	<b>HBL20444B</b>	-
Black nylon housing, thermoplastic interior.	.700"-1.200" (17.78-30.5)	-	-	<b>HBL25414B</b>

Note: See page B-68 for accessories.



### Receptacles

Description	Catalog Number		
Black phenolic.	<b>HBL20403</b>		
Weathertight, corrosion resistant, nickel plated brass plate, for FS/FD box mounting. IP44 SUITABILITY.	<b>HBL22CM427</b>	-	-
Aluminum angle housing, with 3/4" NPT hub for surface mounting. IP44 SUITABILITY.	<b>HBL21420</b>		
Black phenolic, red center insert.	-	<b>HBL20443</b>	-
Black phenolic interior, aluminum housing, blue finish, for FS/FD box mounting.	-	-	<b>HBL25403</b>
Black phenolic interior, aluminum weatherproof housing, blue finish for FS/FD box mounting. IP44 SUITABILITY.	-	-	<b>HBL25250</b>

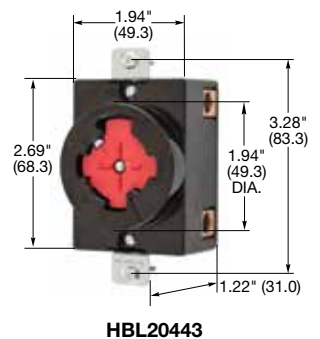
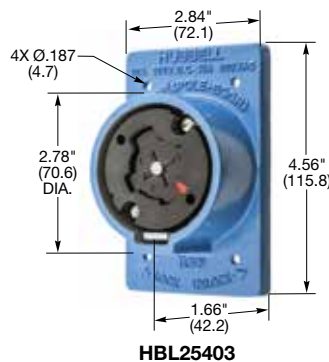

Note: See page B-68 for accessories.



### Receptacle Accessories

Description	Catalog Number
Thermoplastic, wet and damp locations with cover "open", gray.	<b>HBL7428WOG*</b>
Thermoplastic, wet and damp locations with cover "open", yellow.	<b>HBL7428WOY*</b>
Thermoplastic, wet and damp locations with cover "open", red.	<b>HBL7428WOR*</b>
Cast aluminum, wet locations only when cover "closed" and damp locations, lift cover plate.	<b>HBL20405</b>
Cast aluminum, wet locations only when cover "closed" and damp locations, red finish.	<b>HBL20446</b>
302/304 stainless, single gang, smooth. NOT weatherproof.	<b>SS737</b>

Note: \*Features two #6-32 threaded inserts to back mount device to cover.



Dimensions in Inches (mm)