

## 20 Amp, 125, 250 Volts and 277 Volts AC 2 Pole, 3 Wire, Grounding




**HBL2321SW**



**HBL2321S**



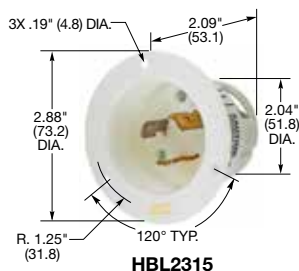
**HBL2311**



**HBL2311VY**



**HBL2325SW**



**HBL2315**

Dimensions in Inches (mm)

### Plugs

#### Watertight Safety-Shroud®

Description	Cord Dia.	Catalog Number	IP66 SUITABILITY	UL Type 4x, 12
Black Valox® housing, white Valox® clamps.	.360"-.930" (9-24)	<b>HBL2311SW</b>	<b>HBL2321SW</b>	<b>HBL2331SW</b>

#### Safety-Shroud®

Description	Cord Dia.	Catalog Number	IP20 SUITABILITY
Black and white nylon body, white Valox® shroud. Can be used with the Insulgrip Connector Bodies.	.360"-.930" (9-24)	<b>HBL2311S</b>	<b>HBL2321S</b> <b>HBL2331S</b>

#### Insulgrip®

Description	Cord Dia.	Catalog Number	IP20 SUITABILITY
Black and white nylon.	.360"-.930" (9-24)	<b>HBL2311</b>	<b>HBL2321</b> <b>HBL2331</b>
Corrosion resistant, yellow nylon.	.360"-.930" (9-24)	<b>HBL23CM11</b>	<b>HBL23CM21</b> -
All black nylon.	.360"-.930" (9-24)	<b>HBL2311BK</b>	<b>HBL2321BK</b> -
Cord clamps with removable inserts. All black nylon.	.360"-.930" (9-24)	<b>HBL2311EBK</b>	<b>HBL2321EBK</b> -

Note: See page B-52 for accessories.

#### Valise®

Description	Cord Dia.	Catalog Number	IP20 SUITABILITY
Yellow nylon.	.325"-.720" (8.26-18.3)	<b>HBL2311VY</b>	<b>HBL2321VY</b> <b>HBL2331VY</b>
Corrosion resistant, yellow nylon.	.325"-.720" (8.26-18.3)	<b>HBL23CM11V</b>	-   -
Black nylon.	.325"-.720" (8.26-18.3)	<b>HBL2311VBK</b>	<b>HBL2321VBK</b> <b>HBL2331VBK</b>

Note: See page B-53 for accessories.

### Flanged Inlets

#### Watertight Safety-Shroud®

Description	Catalog Number	IP66 SUITABILITY	UL Type 4x, 12
Gray Valox® housing and flange.	<b>HBL2315SW</b>	<b>HBL2325SW</b>	<b>HBL2335SW</b>
Gray Valox® housing and flange, reverse service (Not shown).	-	<b>HBL2325SWR</b>	-

Note: See page B-54 for accessories.

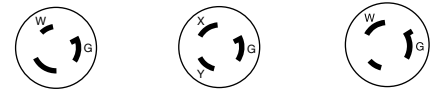
#### Insulgrip®

Description	Catalog Number	IP20 SUITABILITY
Nylon casing, back wired.	<b>HBL2315</b>	<b>HBL2325</b> <b>HBL2335</b>

Note: See page B-52 for accessories.

See pages B-69 and B-70 for technical information on Twist-Lock and Watertight Safety-Shroud devices.

See page B-74 for technical information on Valise® plugs and connectors.



<b>20A 125V NEMA L5-20P 1 HP</b>	<b>20A 250V NEMA L6-20P 2 HP</b>	<b>20A 277V AC NEMA L7-20P 2 HP</b>
----------------------------------	----------------------------------	-------------------------------------



**HBLMITL** - For use with Watertight Safety-Shroud receptacles, see page B-41.

Valox® is a trademark of SABIC Innovative Plastics, acquired from General Electric Company.

## Watertight Safety-Shroud® Twist-Lock® Devices



	NEMA Rating Color Coded by Voltage	Plug/ Connector	Poles/Wires	Plug	Connector	Flanged Inlet	Receptacle
20 Amp	NEMA L5-20 20A 125V		2P/3W	<b>HBL2311SW</b>	<b>HBL2313SW</b>	<b>HBL2315SW</b>	<b>HBL2310SW</b>
	NEMA L6-20 20A 250V		2P/3W	<b>HBL2321SW</b>	<b>HBL2323SW</b>	<b>HBL2325SW</b>	<b>HBL2320SW</b>
	NEMA L7-20 20A 277V AC		2P/3W	<b>HBL2331SW</b>	<b>HBL2333SW</b>	<b>HBL2335SW</b>	<b>HBL2330SW</b>
	NEMA L14-20 20A 125/250V AC		3P/4W	<b>HBL2411SW</b>	<b>HBL2413SW</b>	<b>HBL2415SW</b>	<b>HBL2410SW</b>
	NEMA L15-20 20A 3Ø 250V AC		3P/4W	<b>HBL2421SW</b>	<b>HBL2423SW</b>	<b>HBL2425SW</b>	<b>HBL2420SW</b>
	NEMA L16-20 20A 3Ø 480V AC		3P/4W	<b>HBL2431SW</b>	<b>HBL2433SW</b>	<b>HBL2435SW</b>	<b>HBL2430SW</b>
	NEMA L21-20 20A 3ØY 120/208V AC		4P/5W	<b>HBL2511SW</b>	<b>HBL2513SW</b>	<b>HBL2515SW</b>	<b>HBL2510SW</b>
30 Amp	NEMA L5-30 30A 125V		2P/3W	<b>HBL2611SW</b>	<b>HBL2613SW</b>	<b>HBL2615SW</b>	<b>HBL2610SW</b>
	NEMA L6-30 30A 250V		2P/3W	<b>HBL2621SW</b>	<b>HBL2623SW</b>	<b>HBL2625SW</b>	<b>HBL2620SW</b>
	NEMA L14-30 30A 125/250V AC		3P/4W	<b>HBL2711SW</b>	<b>HBL2713SW</b>	<b>HBL2715SW</b>	<b>HBL2710SW</b>
	NEMA L15-30 30A 3Ø 250V AC		3P/4W	<b>HBL2721SW</b>	<b>HBL2723SW</b>	<b>HBL2725SW</b>	<b>HBL2720SW</b>
	NEMA L16-30 30A 3Ø 480V AC		3P/4W	<b>HBL2731SW</b>	<b>HBL2733SW</b>	<b>HBL2735SW</b>	<b>HBL2730SW</b>
	NEMA L17-30 30A 3Ø 600V AC		3P/4W	<b>HBL2741SW</b>	<b>HBL2743SW</b>	<b>HBL2745SW</b>	<b>HBL2740SW</b>
	NEMA L21-30 30A 3ØY 120/208V AC		4P/5W	<b>HBL2811SW</b>	<b>HBL2813SW</b>	<b>HBL2815SW</b>	<b>HBL2810SW</b>

## Mechanical Interlock Switched Safety Enclosure

Description	Catalog Number
Unfused mechanical interlock integrates a watertight safety shroud receptacle with a linked disconnect switch. See page B-41 for additional information.	<b>HBLMITL</b>



**HBLMITL**

## Specifications

Listings	
Listed to UL Standard 498 Certified to CSA Standard No.42 Fed. Spec. WC-596	
Environmental	
Moisture Resistance	UL Type 4, 4X, 12, IP66 suitability
Flammability (Enclosure)	V0 per UL94 or CSA 22.2 No. 0.17
Operating Temperatures	Maximum Continuous 75°C; Minimum -40°C (without impact)