

CLASS G 480 & 600 Volt Fuse Blocks

480 & 600V Class G Fuse Blocks

Mersen Class G fuse blocks accommodate all 15, 20, 30 and 60 ampere Class G fuses. A choice of box, screw or pressure-plate connectors fit a wide range of stranded or solid copper wire. Insulators are glass-filled polycarbonate (GFPC) with verified dielectric strength in excess of 2500V. Fuse blocks feature a unique adder block which can be snapped onto 1-, 2-, or 3-pole blocks to form multi-pole segmented blocks of as many poles as desired. All fuse clips are made of high conductivity tin-plated copper alloy.




Features/Benefits:

- Unique integral DIN-rail adapters for 15, 20 & 30A blocks
- Unique adder-block design (all ampere ratings) for design flexibility
- Spring reinforcing standard for 60A clips
- Features high conductivity copper alloy fuse clips

Recommended Fuse Usage:

Class G Blocks use with AG

Clip & Connector Types

15, 20, 30, 60A	15, 20, 30A	15, 20, 30A
COPPER BOX CONNECTOR OR ALUMINUM BOX CONNECTOR	SCREW WITH DOUBLE QUICK-CONNECTS	PRESSURE PLATE WITH DOUBLE-QUICK CONNECTS
		



Ratings:

Volts : 600VAC (15, 20A)

: 480VAC (30, 60A)

Amps : 15A, 20A, 30A, 60A

SCCR : 100kA

: 10kA (when using quick connects)

Temperature/Flammability:

GFPC insulators rated 125°C RTI, 94V-0 flammability

Approvals:

All fuse blocks meet the requirements of UL 4248

- UL Listed guide IZLT, File E52283
- CSA Certified class 6225, File 32169



CLASS G 480 & 600 Volt Fuse Blocks

600 Volt, 15 & 20 Ampere; 480 Volt 30 & 60 Ampere Class G Fuse Blocks

Ampere Rating	Poles	Connector		Catalog No.	Fig.	Torque (In - Lbs)
		Type	Wire Range			
15 GFPC Insulator	1 2 3	Screw w Double Quick Connects at Both Ends	Cu #10-14	40110G	1	20
				40111G	2	
				40112G	3	
				40113G	4	
	1 2 3	Pressure Plate (SEMS) w Double Quick Connects at Both Ends	Cu #10-14	40120G	1	20
				40121G	2	
40122G				3		
40123G				4		
20 GFPC Insulator	1 2 3	Screw w Double Quick Connects at Both Ends	Cu #10-14	40210G	1	20
				40211G	2	
				40212G	3	
				40213G	4	
	1 2 3	Pressure Plate (SEMS) w Double Quick Connects at Both Ends	Cu #10-14	40220G	1	20
				40221G	2	
40222G				3		
40223G				4		
30 GFPC Insulator	1 2 3	Screw w Double Quick Connects at Both Ends	Cu #10-14	40310G	1	20
				40311G	2	
				40312G	3	
				40313G	4	
	1 2 3	Pressure Plate (SEMS) w Double Quick Connects at Both Ends	Cu #10-14	40320G	1	20
				40321G	2	
40322G				3		
40323G				4		
60 GFPC Insulator	1 2 3	Aluminum Box	Al/Cu #2-14	40605G	5	45
				40606G	6	
				40607G	7	
				40608G	8	
	1 2 3	Copper Box	Cu #4-14	40655G	5	45
				40656G	6	
40657G				7		
40658G				8		

Dimensions

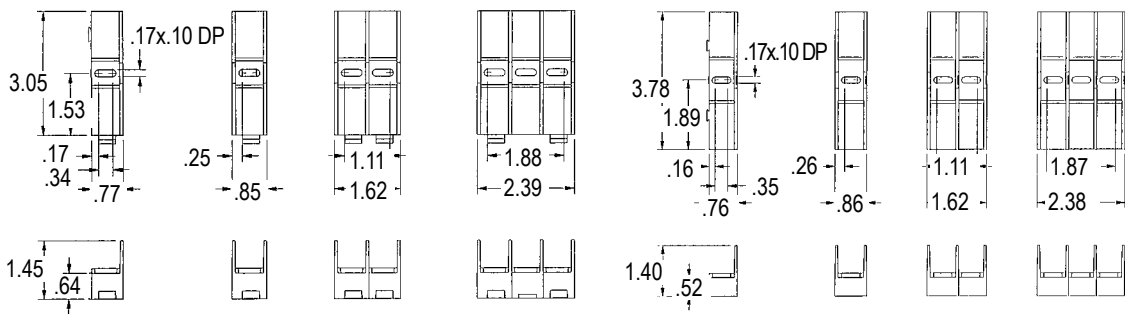


Figure 1

Figure 2

Figure 3

Figure 4

Figure 5

Figure 6

Figure 7

Figure 8