

Hot Dip Galvanized Products

Introduction to Hot Dip Galvanized Products

Hot Dip Galvanized Finish:

Hot dip galvanizing is a form of galvanization. It is the technology of coating by passing the product through a molten bath of zinc at high temperature. The process of hot dip galvanizing results in a metallurgical bond between zinc and steel with a series of distinct iron zinc alloys. The hot dip zinc coating produces a much thicker, durable coating which prevents corrosion of the protected product by forming a physical barrier and by acting as a sacrificial anode if this barrier is damaged.

Application Process:

The product is skimmed (to remove surface oils), run through an acid wash, water washed, run through a dip fluxing solvent (to enhance the coating adhesion), dry pre-heated (typically 120°C to 180°C), hot dip galvanized (typically 450°C to 480°C), water cooled and then passivated.

Applications:

- To provide corrosion protection against road salt and other harsh environmental factors
- To meet Department of Transportation, mass transit or other project specifications
- For infrastructure projects, including bridges, subways, railways and other modes of transportation; many U.S. roads, bridges and tollways are decades old and in need of repair; many of these rework/rebuild projects require hot dip galvanized products
- For governmental use (many government projects, federal and/or state, require the use of hot dip galvanized products)

Certifications and Compliances:

- Conforms to finish thickness per ASTM A123/A123M
- UL Standard 514B
- NEMA FB1

FORM 5 CONDUIT OUTLET BODIES, COVERS & GASKETS

Applications:

Form 5 Malleable Iron Conduit Bodies are used in conduit systems to:

- Act as pull outlets for conductors being installed
- Provide openings for making splices and taps in conductors
- Act as mounting outlets for lighting fixtures and wiring devices
- Connect conduit sections
- Provide taps for branch conduit runs
- Make 90 degree bends in conduit runs
- Provide for access to conductors for maintenance and future system changes


Features:

- Interchangeable with Appleton Form 35 Conduit Bodies
- Built-in rollers on 1 1/4" to 4" C and LB bodies to facilitate wire pulling
- Smooth and rounded integral bushings for protection of wire insulation
- Solid neoprene gaskets may be converted to open type by pulling out perforated center section
- Stainless steel cover screws
- Domed sheet steel covers provide additional cubic capacity
- Integral gasket cover provides NEMA 4 rating

Certifications and Compliances:

- UL File No. E-15022
- UL Standard 514B
- cUL to CSA Standard C22.2 No. 18

Form 35 is a registered trademark of Appleton Electric/EGS.



Standard Materials:

- Bodies – malleable iron
- Gaskets – neoprene
- Covers – sheet steel or malleable
- Cover screws – stainless steel


Standard Finishes:

- Malleable iron – hot dip galvanized
- Neoprene – natural
- Sheet steel – electrogalvanized
- Stainless steel – natural

Hot Dip Galvanized Products

Form 5

TYPE TB



Cat. #	Size	Internal Vol. in Cu. In.	Unit Qty.	Wt. Lbs. Per 100	Max. No. of Conductors
TB50M HDG	1/2"	6.0	10	88	N/A
TB75M HDG	3/4"	9.5	10	120	3 #6 AWG
TB100M HDG	1"	15.0	10	197	3 #6 AWG
TB125M HDG	1 1/4"	33.0	5	342	3 #6 AWG
TB150M HDG	1 1/2"	36.0	5	420	3 #4 XHHW
TB200M HDG	2"	76.0	1	691	3 #1/0 XHHW

TYPE X



Cat. #	Size	Internal Vol. in Cu. In.	Unit Qty.	Wt. Lbs. Per 100	Max. No. of Conductors
X50M HDG	1/2"	6.0	10	139	N/A
X75M HDG	3/4"	9.5	10	172	3 #6 AWG
X100M HDG	1"	15.0	10	247	3 #4 XHHW
X125M HDG	1 1/4"	33.0	5	416	3 #2 XHHW
X150M HDG	1 1/2"	36.0	5	463	3 #1/0 XHHW
X200M HDG	2"	76.0	1	833	3 #2/0 XHHW

SHEET STEEL COVERS



Cat. #	Size	Unit Qty.	Wt. Lbs. Per 100
K50S	1/2"	50	9
K75S	3/4"	50	13
K100S	1"	25	19
K125S	1 1/4" and 1 1/2"	20	31
K200S	2"	5	50
K250S	2 1/2" and 3"	5	94
K350S	3 1/2" and 4"	5	138

CAST IRON COVERS



Cat. #	Size	Unit Qty.	Wt. Lbs. Per 100
K50CM HDG	1/2"	50	23
K75CM HDG	3/4"	50	31
K100CM HDG	1"	25	41
K125CM HDG	1 1/4" and 1 1/2"	20	91
K200CM HDG	2"	5	208
K250CM HDG	2 1/2" and 3"	5	358
K350CM HDG	3 1/2" and 4"	5	550

NEOPRENE GASKETS – PERFORATED CENTER



Cat. #	Size	Unit Qty.	Wt. Lbs. Per 100
GK50N	1/2"	100	2.0
GK75N	3/4"	100	2.0
GK100N	1"	50	2.9
GK125N	1 1/4" and 1 1/2"	25	5.0
GK200N	2"	25	8.0
GK250N	2 1/2" and 3"	25	16.0
GK350N	3 1/2" and 4"	25	26.4

INTEGRAL GASKET COVER – SHEET STEEL



Cat. #	Size	Unit Qty.	Wt. Lbs. Per 100
K50SG	1/2"	50	14
K75SG	3/4"	50	16
K100SG	1"	25	46
K125SG	1 1/4" and 1 1/2"	20	62
K200SG	2"	5	70
K250SG	2 1/2" and 3"	5	190
K350SG	3 1/2" and 4"	5	340

Hot Dip Galvanized

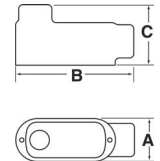
Hot Dip Galvanized Products

Form 5

Dimensions (in Inches):

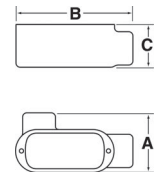
Type LB

Size	1/2	3/4	1	1 1/4	1 1/2	2	2 1/2	3	3 1/2	4
A	1.34	1.50	1.80	2.60	2.60	3.12	4.31	4.31	5.62	5.62
B	4.68	5.37	6.20	8.12	8.12	10.50	13.60	13.87	16.25	16.60
C	2.05	2.25	2.65	2.75	2.83	4.42	5.40	5.90	6.90	7.21



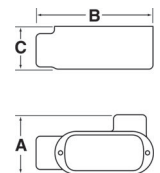
Type LL

Size	1/2	3/4	1	1 1/4	1 1/2	2	2 1/2	3	3 1/2	4
A	2.05	2.25	2.65	2.75	3.50	4.12	5.71	5.87	7.13	7.13
B	4.68	5.37	6.20	8.12	8.12	10.50	13.60	13.87	16.50	16.50
C	1.37	1.70	1.90	2.75	2.83	3.31	3.90	4.75	6.81	7.19



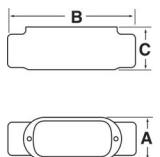
Type LR

Size	1/2	3/4	1	1 1/4	1 1/2	2	2 1/2	3	3 1/2	4
A	2.05	2.25	2.65	2.75	3.50	4.12	5.71	5.87	6.10	6.95
B	4.68	5.37	6.20	8.12	8.12	10.50	13.60	13.87	6.25	16.25
C	1.37	1.70	1.90	2.75	2.83	3.31	3.90	4.75	5.62	5.62



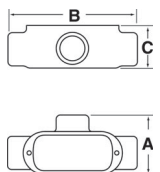
Type C

Size	1/2	3/4	1	1 1/4	1 1/2	2	2 1/2	3	3 1/2	4
A	1.34	1.50	1.80	2.60	2.60	3.12	4.31	4.31	4.88	4.88
B	5.38	6.00	7.05	9.00	9.00	11.50	15.00	15.12	18.13	18.13
C	1.37	1.70	1.90	2.75	2.83	3.31	3.90	4.75	5.19	5.56



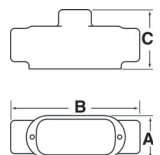
Type T

Size	1/2	3/4	1	1 1/4	1 1/2	2	2 1/2	3	3 1/2	4
A	2.05	2.25	2.65	2.75	3.50	4.12	5.71	5.87	6.81	7.15
B	5.38	6.00	7.05	9.00	9.00	11.50	15.00	15.12	18.13	18.13
C	1.34	1.50	1.80	2.60	2.60	3.12	4.31	4.31	5.19	5.56



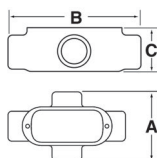
Type TB

Size	1/2	3/4	1	1 1/4	1 1/2	2
A	1.34	1.50	1.80	2.60	2.60	3.12
B	5.38	6.00	7.05	9.00	9.00	11.50
C	2.05	2.25	2.65	2.75	2.83	4.42



Type X

Size	1/2	3/4	1	1 1/4	1 1/2	2
A	2.79	2.93	3.56	4.43	4.43	5.40
B	5.41	6.08	7.10	9.10	9.10	11.75
C	1.75	1.97	2.25	2.55	2.75	3.45



Hot Dip
Galvanized