

Conduit Bodies and Covers

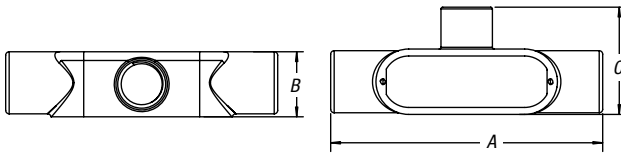


Conduit Bodies Quick Reference

SHAPE	TYPE	HUB SIZE (IN.)										SEE PAGE
		½	¾	1	1¼	1½	2	2½	3	3½	4	
	BlueKote® Form 7	LB17	LB27	LB37	LB47	LB57	LB67	LB77	LB87	LB97	LB107	E-71
	BlueKote® Form 8*	LB18	LB28	LB38	LB448	LB58	LB68	LB78	LB888	LB98	LB108	E-71
	Series 35	LB50M	LB75M-TB	LB100M	LB125M	LB150M	LB200M	LB250M	LB300M	LB350M	LB400M	E-71
	Sand Cast Aluminum Form 7	LB17SA	LB27SA	LB37SA	LB47SA	LB57SA	LB67SA	LB77SA	LB87SA	LB97SA	LB107SA	E-76
	Stainless Steel Form 8	LB18SST	LB28SST	LB38SST	LB48SST	LB58SST	LB68SST	(with covers, gaskets and screws)				E-69
	BlueKote® Form 7	LU17	LU27	LU37	LU47	LU57	LU67	—	—	—	—	E-71
	Stainless Steel Form 8	LU18SST	LU28SST	LU38SST	LU48SST	LU58SST	LU68SST	(with covers, gaskets and screws)				E-69
	Sand Cast Aluminum Form 7	LU17SA	LU27SA	LU37SA	LU47SA	LU57SA	LU67SA	—	—	—	—	E-77
	BlueKote® Form 7	T17	T27	T37	T47	T57	T67	T77	T87	T97	T107	E-71
	BlueKote® Form 8*	T18	T28	T38-TB	T448	T58	T68	T78	T88-TB	—	—	E-71
	Series 35	T50M	T75M	T100M	T125M	T150M	T200M	T250M	T300M	T350M	T400M	E-72
	Sand Cast Aluminum Form 7	T17SA	T27SA	T37SA	T47SA	T57SA	T67SA	T77SA	T87SA	T97SA	T107SA	E-77
	Stainless Steel Form 8	T18SST	T28SST	T38SST	T48SST	T58SST	T68SST	(with covers, gaskets and screws)				E-69
	BlueKote® Form 7	C17	C27	C37	C47	C57	C67	C77-TB	C87	—	—	E-72
	BlueKote® Form 8*	C18	C28	C38	C448	C58-TB	C68	C78	C88	—	—	E-72
	Series 35	C50M	C75M-TB	C100M	C125M	C150M	C200M	C250M-TB	C300M	C350M	C400M	E-72
	Sand Cast Aluminum Form 7	C17SA	C27SA	C37SA	C47SA	C57SA	C67SA	—	—	—	—	E-76
	BlueKote® Form 7	LL17	LL27	LL37	LL47	LL57	LL67	LL77	LL87	LL97	LL107	E-72
	BlueKote® Form 8*	LL18	LL28	LL38	LL448	LL58	LL68	LL78	LL888	—	—	E-73
	Series 35	LL50M	LL75M	LL100M	LL125M	LL150M	LL200M	LL250M	LL300M	LL350M	LL400M	E-73
	Sand Cast Aluminum Form 7	LL17SA	LL27SA	LL37SA	LL47SA	LL57SA	LL67SA	—	—	—	—	E-76
	BlueKote® Form 7	LR17	LR27	LR37	LR47	LR57	LR67	LR77	LR87	LR97	LR107	E-73
	BlueKote® Form 8*	LR18	LR28	LR38	LR448	LR58	LR68	LR78	LR888	—	—	E-73
	Series 35	LR50M	LR75M	LR100M	LR125M	LR150M	LR200M	LR250M	LR300M	LR350M-TB	LR400M	E-73
	Sand Cast Aluminum Form 7	LR17SA	LR27SA	LR37SA	LR47SA	LR57SA	LR67SA	—	—	—	—	E-76
	BlueKote® Form 7	L17-TB	L27-TB	L37-TB	L47-TB	L57-TB	L67-TB	—	—	—	—	E-74
	BlueKote® Form 7	TB17-TB	TB27	TB37	TB47	TB57	TB67	—	—	—	—	E-74
	BlueKote® Form 8*	TB18	TB28	TB38	TB448	TB58	TB68	—	—	—	—	E-74
	Series 35	TB50M	TB75M	TB100M	TB125M	TB150M	TB200M	—	—	—	—	E-75
	Sand Cast Aluminum Form 7	TB17SA	TB27SA	TB37SA	TB47SA	TB57SA	TB67SA	—	—	—	—	E-77
	Stainless Steel Form 8	TB18SST	TB28SST	TB38SST	TB48SST	TB58SST	TB68SST	(with covers, gaskets and screws)				E-69
	BlueKote® Form 7	X17	X27	X37	X47	X57	X67	—	—	—	—	E-75
	BlueKote® Form 8*	X18	X28	X38	X448	X58	X68	—	—	—	—	E-75
	Series 35	X50M	X75M	X100M	X125M	X150M	X200M	—	—	—	—	E-75
	Sand Cast Aluminum Form 7	X17SA	X27SA	X37SA	X47SA	X57SA	X67SA	—	—	—	—	E-77
	BlueKote® Form 7	E17	E27	E37	—	—	—	—	—	—	—	E-75
	BlueKote® Form 7	TA17	TA27	TA37	TA47	TA57	TA67	—	—	—	—	E-74

* ½" through 1¼" have (2) mounting holes; 1½" through 4" have (4) mounting holes

Conduit Bodies and Covers

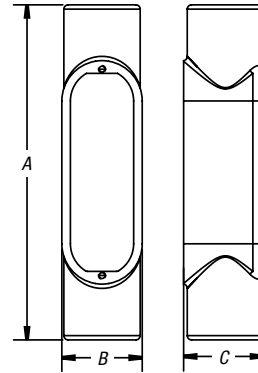


T Series 35

T Series 35 Conduit Bodies



CAT. NO.	HUB SIZE	DIMENSIONS (IN.)			CU. IN.
		A	B	C	
T50M	½"	5.38	2.05	1.34	6.0
T75M	¾"	6.00	2.25	1.50	9.5
T100M	1"	7.05	2.65	1.80	15
T125M	1¼"	9.00	2.75	2.60	33
T150M	1½"	9.00	3.50	2.60	36
T200M	2"	11.50	4.12	3.12	76
T250M	2½"	15.00	5.71	4.31	142
T300M	3"	15.12	5.87	4.31	173
T350M	3½"	18.13	6.81	5.19	292
T400M	4"	18.13	7.15	5.56	324

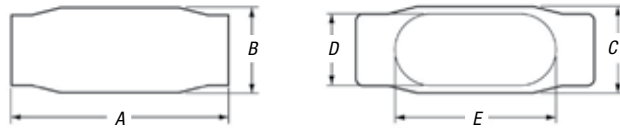


C Series 35

C Series 35 Conduit Bodies



CAT. NO.	HUB SIZE	DIMENSIONS (IN.)			CU. IN.
		A	B	C	
C50M	½"	5.38	1.34	1.37	4.5
C75M-TB	¾"	6.00	1.50	1.70	7.5
C100M	1"	7.05	1.80	1.90	12.5
C125M	1¼"	9.00	2.60	2.75	35
C150M	1½"	9.00	2.60	2.83	35.3
C200M	2"	11.50	3.12	3.31	75
C250M-TB	2½"	15.00	4.31	3.90	153
C300M	3"	15.12	4.31	4.75	181
C350M	3½"	18.13	4.88	5.19	290
C400M	4"	18.13	4.88	5.56	320



C Form 7 and Form 8

C Form 7 BlueKote® Conduit Bodies

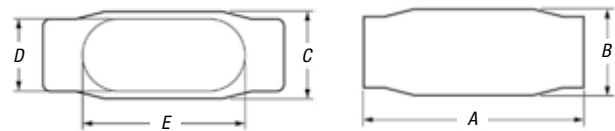


CAT. NO.	HUB SIZE	DIMENSIONS (IN.)					CU. IN.
		A	B	C	D	E	
C17	½"	5.45	1.40	1.45	.95	3.20	4.0
C27	¾"	6.05	1.60	1.65	1.15	3.80	6.6
C37	1"	6.75	1.90	1.80	1.35	4.55	10.6
C47	1¼"	7.30	2.30	2.20	1.80	5.00	18.8
C57	1½"	8.60	2.60	2.45	2.05	5.45	26.4
C67	2"	9.50	3.20	3.05	2.45	6.40	51.0
C77-TB	2½"	12.10	3.65	4.25	3.60	8.40	102.0
C87	3"	12.10	4.40	4.25	3.60	8.40	132.0

C Form 8 BlueKote® Conduit Bodies



CAT. NO.	HUB SIZE	DIMENSIONS (IN.)					CU. IN.
		A	B	C	D	E	
C18	½"	5.53	1.44	1.38	1.00	3.31	4.9
C28	¾"	6.28	1.53	1.19	1.19	3.94	8.0
C38	1"	7.31	1.94	1.75	1.38	4.56	13.0
C448	1¼"	8.50	2.38	2.19	1.75	5.31	23.5
C58-TB	1½"	10.38	2.78	2.75	2.13	6.50	45.0
C68	2"	12.25	3.56	3.75	3.00	8.56	88.0
C78	2½"	15.63	4.44	5.00	4.25	10.88	110.0
C88	3"	15.63	4.81	5.00	4.25	10.88	110.0



LL Form 7

LL Form 7 BlueKote® Conduit Bodies



CAT. NO.	HUB SIZE	DIMENSIONS (IN.)					CU. IN.
		A	B	C	D	E	
LL17	½"	4.60	1.40	1.45	.95	3.20	4.0
LL27	¾"	5.25	1.60	1.65	1.15	3.80	6.6
LL37	1"	6.00	1.90	2.60	1.35	4.55	10.6
LL47	1¼"	6.45	2.30	3.05	1.80	5.00	18.6
LL57	1½"	7.90	2.60	3.80	2.05	5.45	26.4
LL67	2"	8.30	3.20	4.25	2.45	6.40	51.0
LL77	2½"	10.55	3.65	5.80	3.60	8.40	102.0
LL87	3"	10.55	4.40	5.80	3.60	8.40	132.0
LL97	3½"	12.85	4.90	7.03	4.55	10.25	210.0
LL107	4"	12.85	5.40	7.03	4.55	10.25	243.0